WILLIAM JAMES DOBIE ***13488786***

YEAR TWO PORTFOLIO SUBMISSION - UNIVERSITY OF LINCOLN

CONTENTS

SECTION ONE:	***MODULE ARC2002M:***	***ARCHITECTURAL DESIGN***	
	PROJECT 1:	***BUTCHER / BAKER / CANDLESTICK MAKER***	
SECTION TWO	***MODULE ARC2004M:***	***SUSTAINABLE DESIGN***	
	PROJECT 2:	***FOLLIES***	
	DOCUMENT:	***TECH REPORT***	
SECTION THREE	***MODULE ARC2003M:***	***INTEGRATED DESIGN***	
	PROJECT 3:	***NEVERWHERE***	
	DOCUMENT:	***CV***	
SECTION FOUR	***MODULE ARC2001M:***	***DESIGN AND SOCIETY***	
	DOCUMENT:	***SINCIL BANK: HOUSING STRUCTURES***	
	DOCUMENT:	***PRIVATE AND PUBLIC REALM: UNIVERSITIES***	
	PROJECT:	***GROUP PRESENTATIONS***	
	DOCUMENT:	***THE IMPACT OF PRIVATISATION OF PUBLIC SPACE ON SOCIETY IN LONDON AND THE REST OF THE UNITED KINGDOM***	

SECTION**ONE**

ARCHITECTURALDESIGN

ARC2002M**BUTCHER**

IMAGE: MARKET SQUARE, LINCOLN

s i t e











UNUSED/BROKEN LIFT SHAFT
COULD BE OF SOME USE

NATURAL OBSTRUCTIONS
MAY NEED TO CONSIDER KNOCKING DOWN

ENTRANCES TO NEARBY SHOPS
CANNOT BE USED AS A CORNER SITE

MARKET SQUARE
BRINGS IN GOOD BUSINESS,
BUT NOISY EARLY IN THE MORNING.





site

ARTIFICIAL OBSTRUCTIONS

QUIET ROAD
ONLY USED FOR DELIVERIES

SITE IMAGES AND OBSERVATIONS

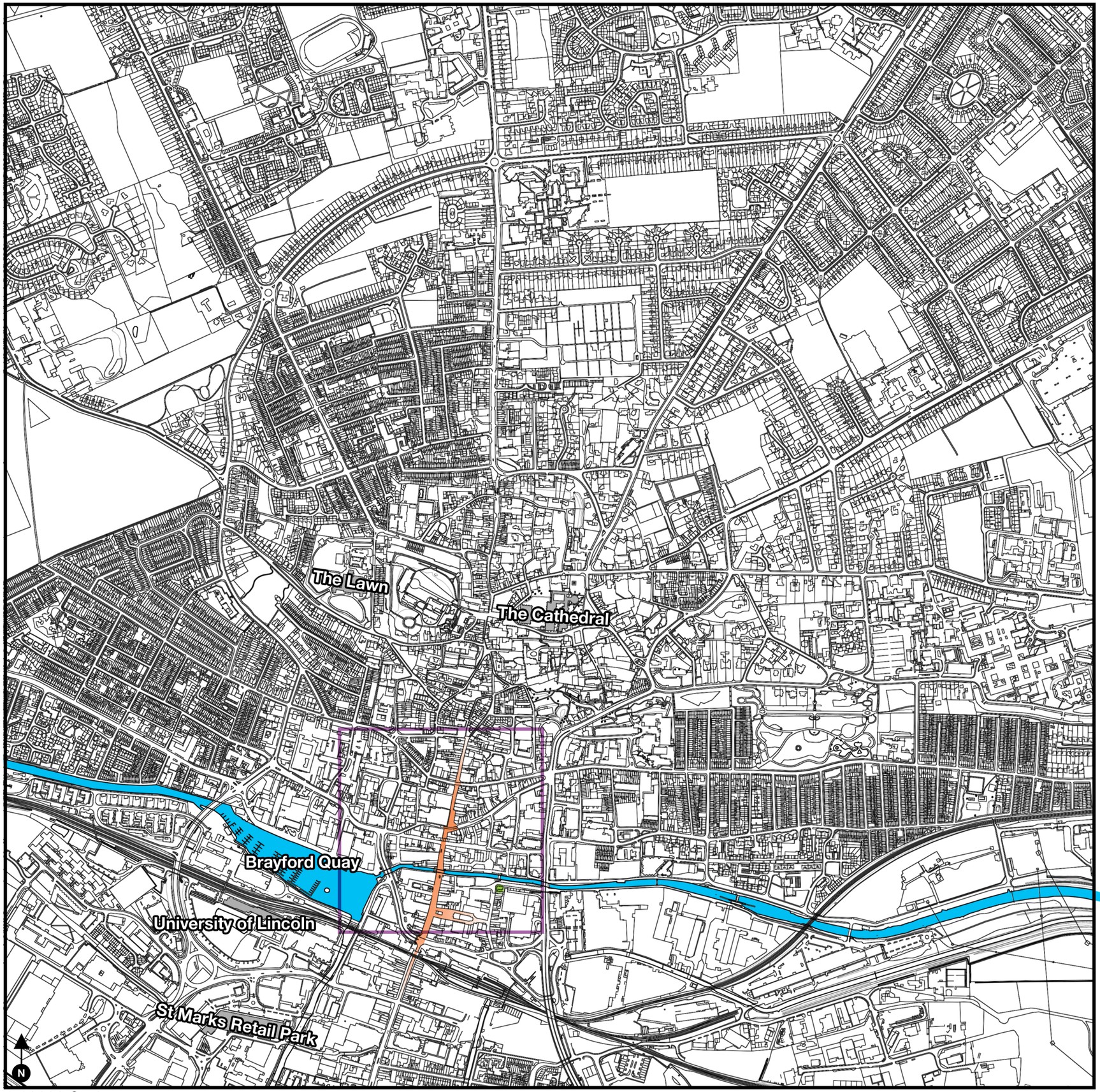

1:10000 Scale

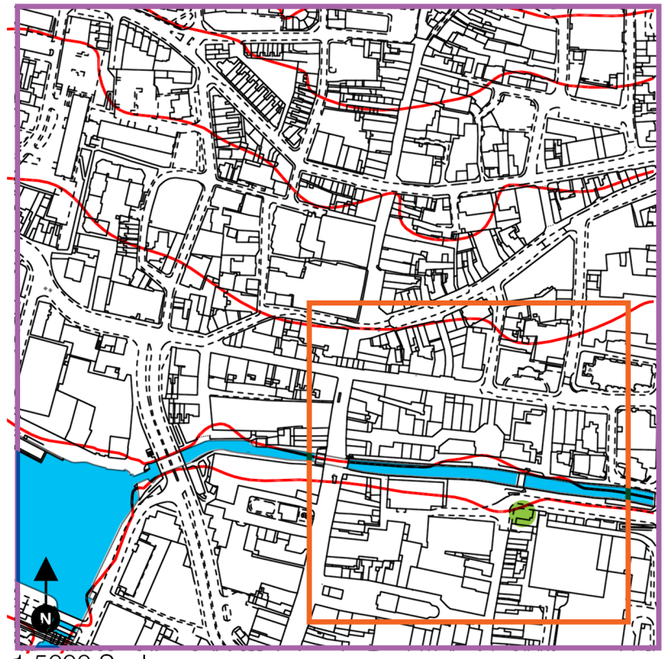

1:5000 Scale

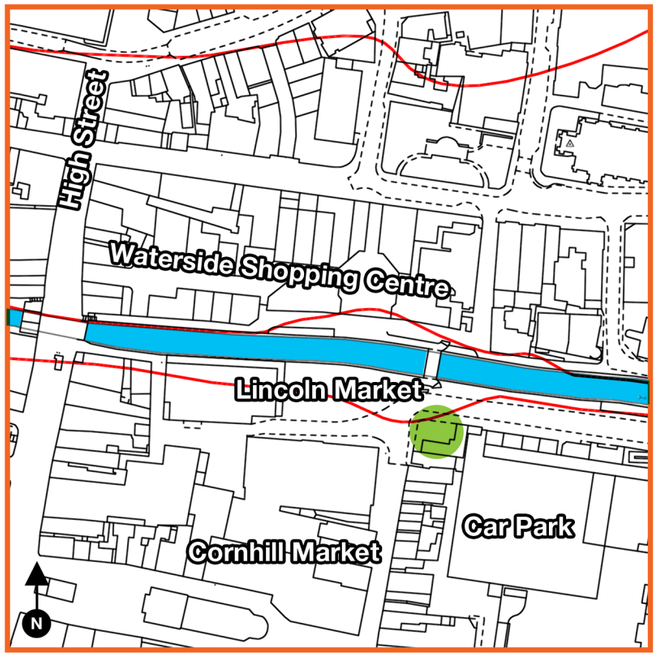

1:2500 Scale

Water

High Street

Site

Place of Interest

Land Contours

General land use around the area is commercial. There is a single residential property and a street of mixed use properties in the immediate area around the site.















1:500 Site Model: Close up Photos



Ver. 1



Ver. 2









1:500 BLOCK MASSING MODEL

REQs:
Meat Hangers
Easy Access
Refrigerated

Meat Storage (36 Sq M)





Delivery

Meat Prep (30 Sq M)



REQs
Meat Grinder
Band Saw
Sausage Maker
Large Chopping Surfaces
Easy to Clean
Linear workflow



Sold to Customer

REQs:
Small Chopping Area
Countertop Space
Hand Sink

Sub Meat Prep



Retail Floor

REQs:
Maximum Display Space
POS



THE BUILDING USES THE EXISTING TOWER AS ITS STAIRWELL. THIS IS TO CONSERVE SPACE ON THE LIMITED SIZE SITE.
THE BUILDING CONSISTS OF THREE SECTIONS TO REPRESENT THE 3 STAGES OF PRODUCTION: STORAGE, PREPARATION AND MARKETING

SOUTH ELEVATION W/ SECTION THROUGH TOWER [1:50]



EAST ELEVATION [1:50]

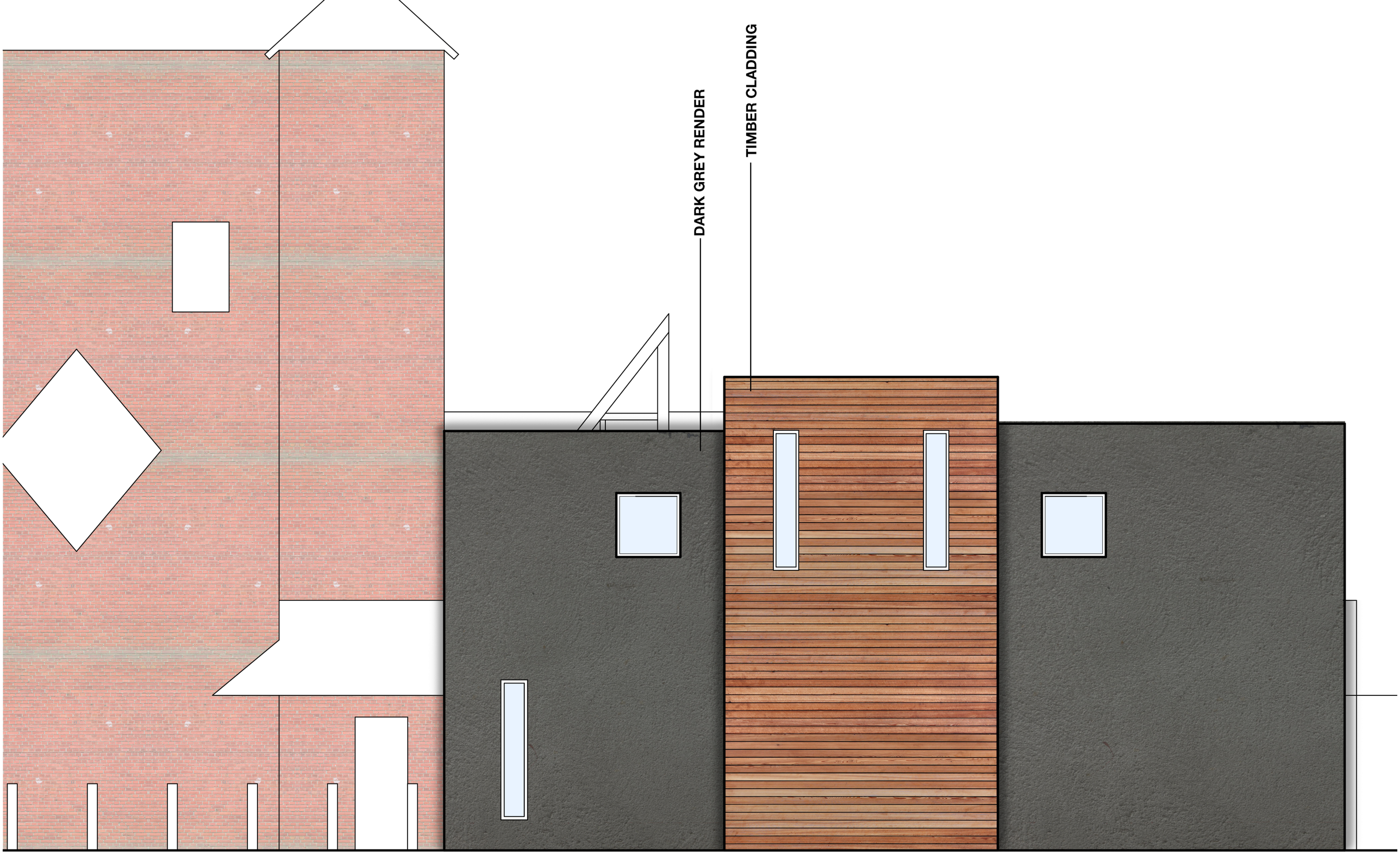

N

THE BUIDLING USES A TWO TONE MATERIAL SCHEME: DARK GREY RENDER AND TIMBER. THESE MATERIALS WERE CHOSEN TO CONTRAST WITH THE RED-BRICK STYLE BUILDINGS IN THE LOCAL AREA AND BRING IN A CONMTEMPORARY TOUCH.

NORTH ELEVATION [1:50]

REPOSITION MAILBOX
MOVE OFF PRIVATE LAND INTO PUBLIC SQUARE. FITS IN NICELY INTO LOCATION

ICE RINK / MARKETPLACE

REDUCED-WIDTH ROAD
TO ALLOW FOR EXTENDED PAVEMENT. REMOVES RANDOM CAR PARKING IN FAVOUR OF NEW PAVEMENT

NEW PAVEMENT
TO FIT THE PROPOSED BUILDING'S SHAPE

NEW BRICKS
FRESHEN UP WHIST STAYING FAITHFUL TO THE CURRENT LANDSCAPING: ALSO GOOD FOR DRAINAGE.

BENCH

NEW BOLLARDS
WHY: TO CLEAN UP THE AREA AND REPOSITION SLIGHTLY TO BETTER ACCOMODATE THE NEW BUILDING

CO-OP

CAR PARK

N

LANDSCAPING PLAN [1:100]

ROAD

NEW PAVEMENT

NEW PAVEMENT

BEDROOM WINDOW
TO PROVIDE AN EXHILARATING EXPERIENCE WHEN WAKING UP
REMOTELY CLOSING BLINDS FOR LAZY DAYS

ROOF DECK
RELAXATION SPACE, OFFERS VIEWS
TO THE NORTH AND SOUTH

SHOWER SKYLIGHT
LIGHT CAN FLOOD INTO THE BATHROOM WHILST MAINTAINING
PRIVACY. JUST THE ACT OF SHOWRING CAN BECOME AN EXPERIENCE.

CLOSET WINDOW
TO MAKE CLOTHES VISIBLE

ADJACENT
BUILDING

N

ROOF THINKING
SKYLIGHTS ARE PLACED STRATEGICALLY AND USED AS A FEATURE IN THIS PROJECT.

ROOF PLAN: DECK AND SKYLIGHTS [1:50]
SECTION CUT THROUGH TOWER

ROAD

NEW PAVEMENT

NEW PAVEMENT

MEAT GRINDER

MEAT PREP

BAND SAW

SHOP FRONT

CHILLER

ENTRANCE HALL

STAFF COSY

WC

PARTITION DOOR
TO DIVIDE BETWEEN RESIDENTIAL & COMMERCIAL SPACES

DUAL ENTRANCES
ENABLES BUSINESS TO NOT INTERFERE WITH LESUIRE

TOILET
IN BUILT SINK TO SAVE SPACE

LARGE WINDOWS
TO SELL SELL SELL!

ADJACENT BUILDING

N

GROUND FLOOR THINKING
IT IS IMPORTANT TO DIFFERENTIATE BUSINESS FROM LESUIRE IN A SPACE LIKE THIS. THEREFORE A SINGLE ENTRANCE ROOM WITH TWO DOORS IN/OUT AND A SEPARATING PARTITION WAS DESIGNED TO ALLOW THIS.

GROUND FLOOR PLAN: COMMERCIAL [1:50]

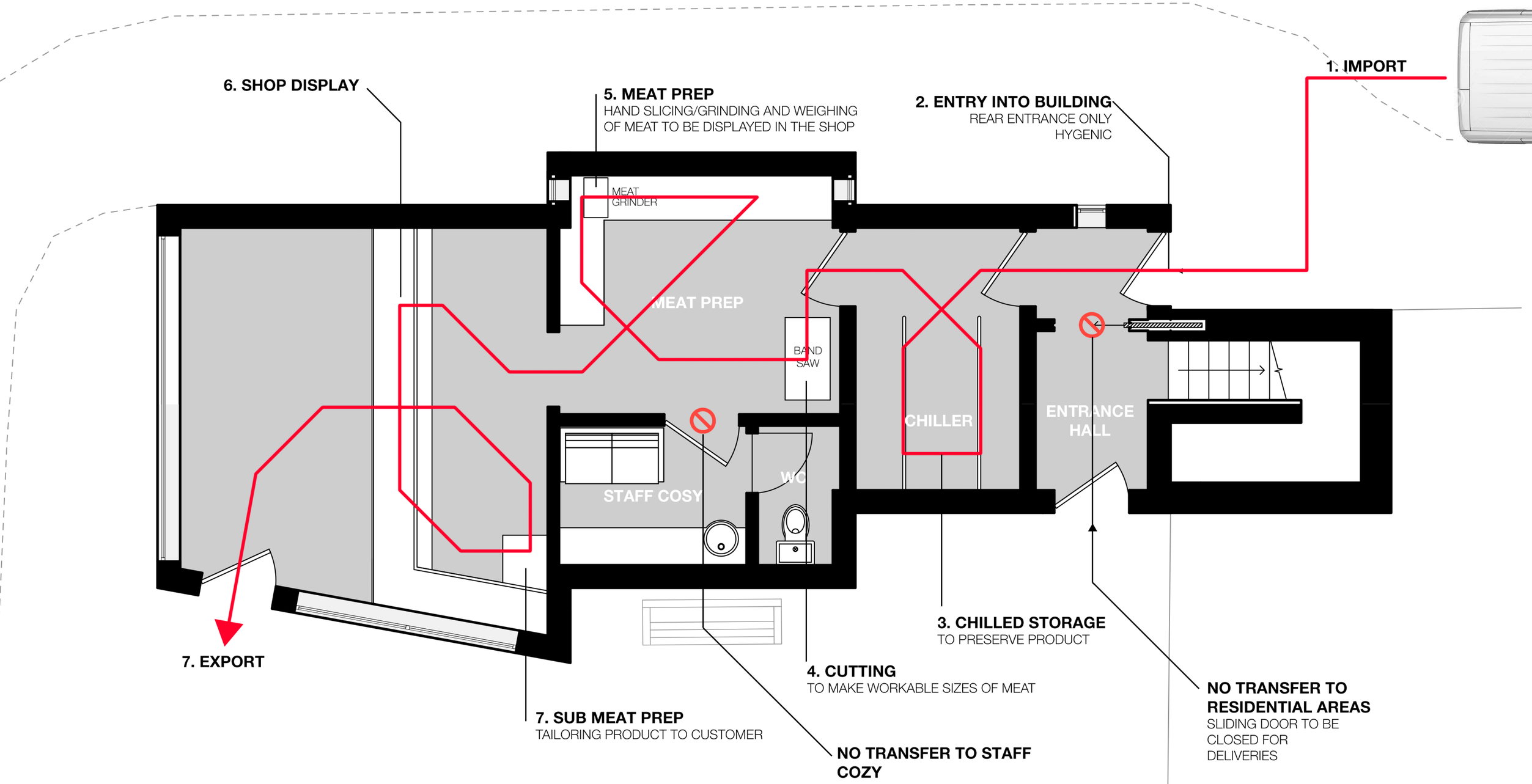

N

MEAT PROCESS IN PLAN

THE GROUND FLOOR SPACE IS DESIGNED TO EFFICIENTLY DELIVER, STORE, PREP AND SELL THE PRODUCT. THIS PAGE ILLUSTRATES HOW IT DOES THIS

PROCESS DIAGRAM ON GROUND FLOORPLAN [1:50]

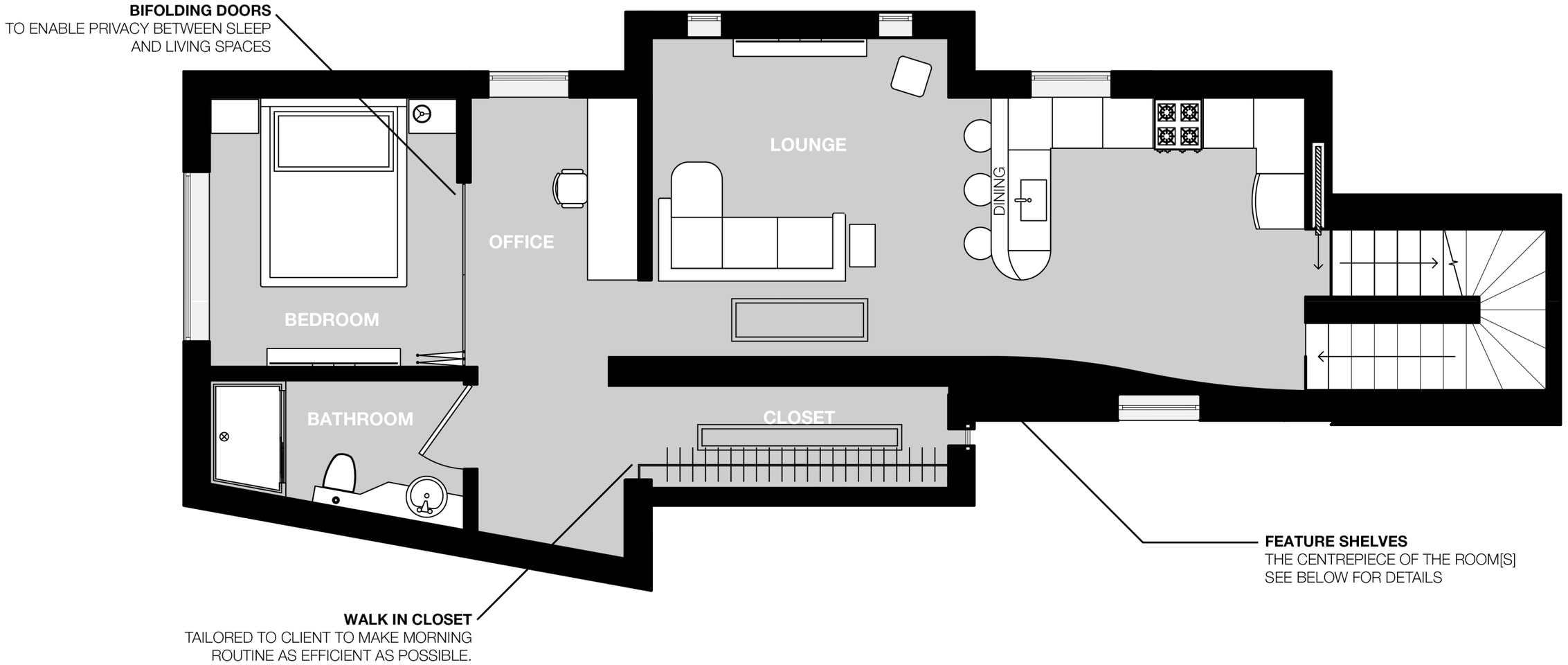

FIRST FLOOR THINKING

THE CLIENT WAS VERY FOCUSED ON ROUTINE. AS SUCH THIS PLAN WAS DESIGNED TO MAKE MORNING ROUTINE AS EASY AS POSSIBLE.
BED -> BATHROOM -> CLOSET -> LOUNGE -> KITCHEN -> DOWNSTAIRS. FROM SLEEP TO SUCCESS IN SECONDS.

FIRST FLOOR PLAN: RESIDENTIAL [1:100]

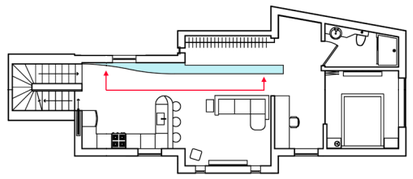

COMPARTMENT SIZE
COMPARTMENTS WERE DESIGNEDTO BE 300MM X 300MM TO FIT EVERY APPLICATION PERFECT SIZE FOR VINYLS, GLASSES, BOOKS, SHOES AND MUCH MORE. THE DEPTH OF EACH COMPARTMENT IS SHOWN IN PLAN BELOW.

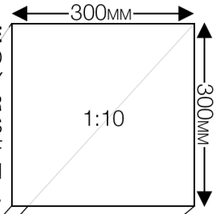

SHELF THINKING
THE SHELF SPANS THROUGH THE ENTIRE LIVING SPACE FROM THE ENTRANCE, THROUGH THE KITCHEN, PAST THE DINING AREA AND CONCLUDING IN THE LOUNGE. IT IS THE CENTER OF THE PLAN, AND IS DESIGNED TO BE HIGHLY FUNCTIONAL: CARRYING WHATEVER THE CURRENT FUNCTION REQUIRES AS YOU MOVE ALONG. THE SHELF IS DESIGNED TO BE FILLED WITH THINGS; ORGANISED CHAOS DEVELOPS ITS OWN AESTHETIC. BELOW ARE EXAMPLES OF HOW THE SHELF CAN BE USED THROUGHOUT THE SPACE:

ELEVATION

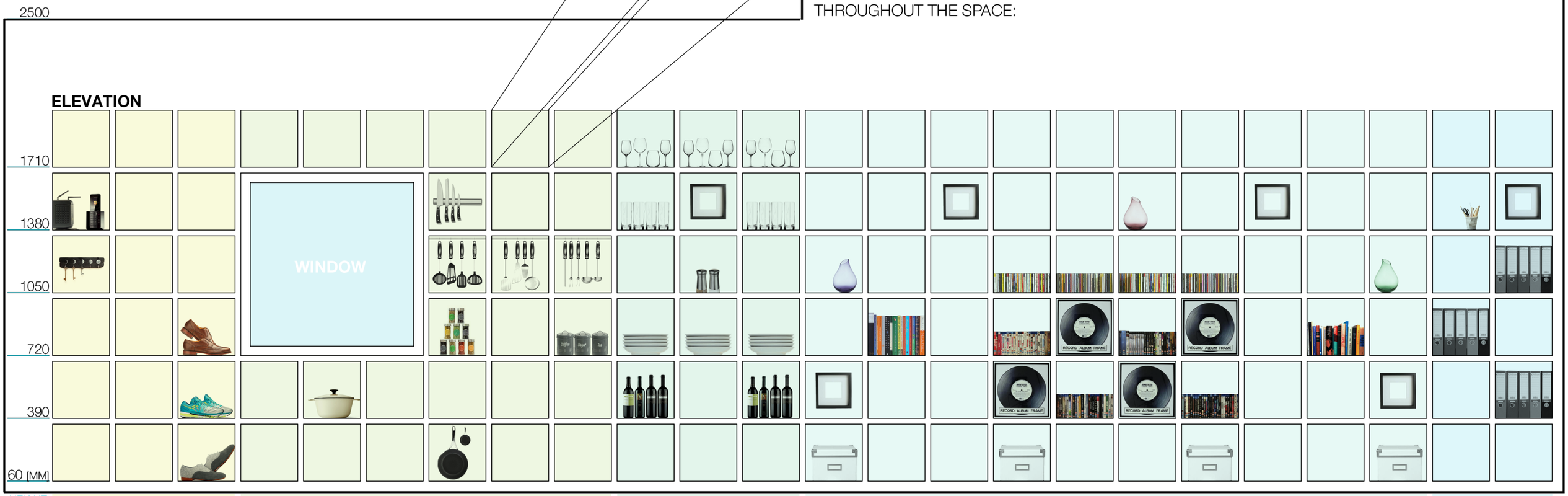

ENTRANCE
SHOES
KEYS
BROADBAND HUB
PHONE BASE
MAIL

KITCHEN
HERBS & SPICES
INGREDIENTS
POTS & PANS
CROCKERY
COOKBOOKS

DINING
DINNER PLATES
DRINKING GLASSES
WINE
WINE GLASSES
NAPKINS
PHOTO FRAMES

LOUNGE
BOOKS
MAGAZINES
DVDS/BLURAYS
CDS/VINYLS
PHOTO FRAMES
VASES
DECORATIONS

OFFICE
FILES
PAPERWORK
PHOTO FRAMES

PLAN

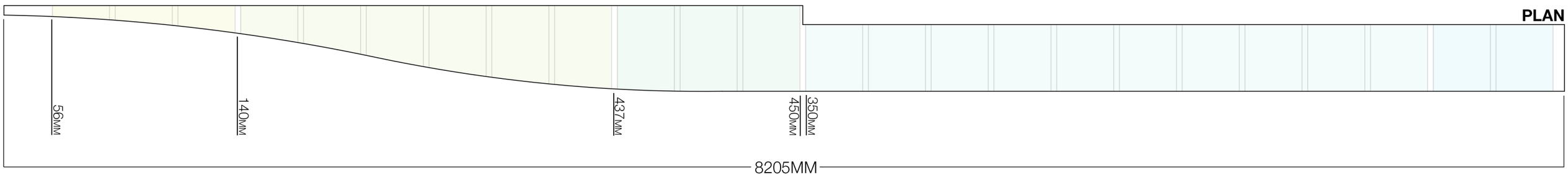

SHELF DETAIL [1:20]

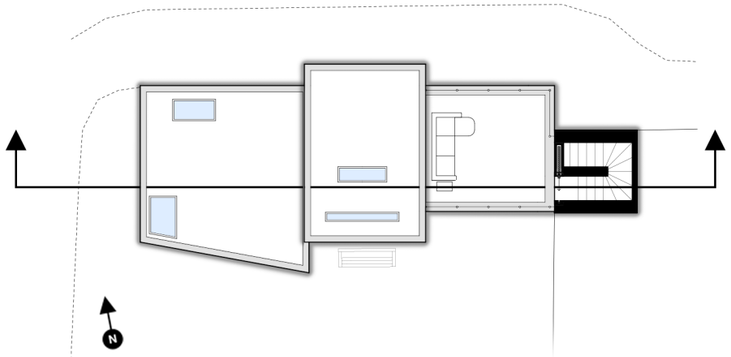

NORTH SECTION 1:50

SECTION LINE SHOWN TO LEFT

LIFT SHAFT CONVERSION

ENTRANCE HALLL

KITCHEN AREA

PREP AREA

ROOF TERRACE

LOUNGE AREA

DINING COUNTER

STUDY AREA

BEDROOM

SHOP

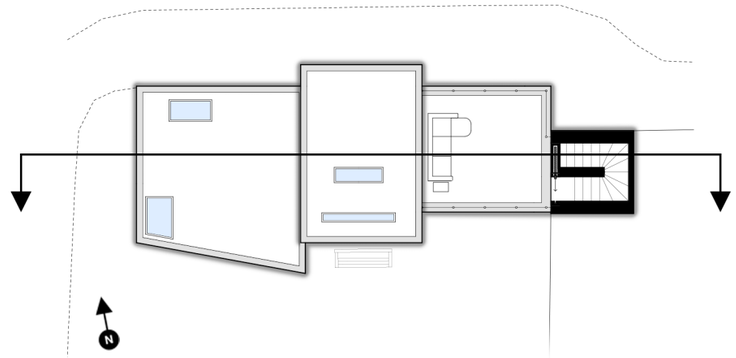

SOUTH SECTION 1:50

SECTION LINE SHOWN TO LEFT

STAIRWELL SHAFT

RESIDENTIAL ENTRANCE

KITCHEN AREA

CHILLER

PREP ROOM

LIVING ROOM AREA

FEATURE SHELF

BEDROOM

SHOP

MAXON
CINEMA4D



BEGINNING MODEL



ADD BACKROUND DETAIL



...



ADD TV & UNIT



INITIAL LIGHTING



ADD BARSTOOLS



ADD CARPET TEXTURE



ADD KITCHEN COUNTER



GLOBAL ILLUMINATION RENDERING



ADD GRASS



ADD LAMP LIGHT



COMBINE LAMP AND OUTSIDE LIGHT

Ps
ADOBE
PHOTOSHOP



FIX LIGHTING/ADD PLANT



ADD COLOUR



PHOTOSHOP FINISHING TOUCHES

THIS INTERIOR WAS MODELLED AND LIT INSIDE MAXON C4D WITH FINAL TOUCHES BEING ADDED USING ADOBE PHOTOSHOP. ADVANCED RENDERING TECHNIQUES SUCH AS GLOBAL ILLUMINATION AND AMBIENT OCCLUSION ARE USED TO GENERATE THE DETAILED SHADOWS AND LIGHTING FOUND IN THIS VISUAL.

VISUAL DEVELOPMENT: APARTMENT INTERIOR

EXTREMELY HOT CLIMATE
HOT AND RAINY SUMMERS

VEGETATION NEARBY
AVOID CUTTING TREES
WHERE POSSIBLE

SPECTACULAR VISTA
WINDOWS WILL BE KEY

BUSY PATHWAY
MAIN ACCESS TO BUILDING

NEAR OCEAN
HUMID CLIMATE





NEARNY LAKE
BUGS COULD BE AN ISSUE

NETWORK OF PATHWAYS
NO VEHICULAR ACCESS

OPEN GRASSLAND SITE
VERY FLEXIBLE
BUILDING SPACE



231 DAYS

134 DAYS

20 / YEAR

MAX AVG: 13.8 km/h

AVG HI: 22.5°C
REC HI: 45.8°C

AVG LO: 14.5°C
REC LO: 2.1°C



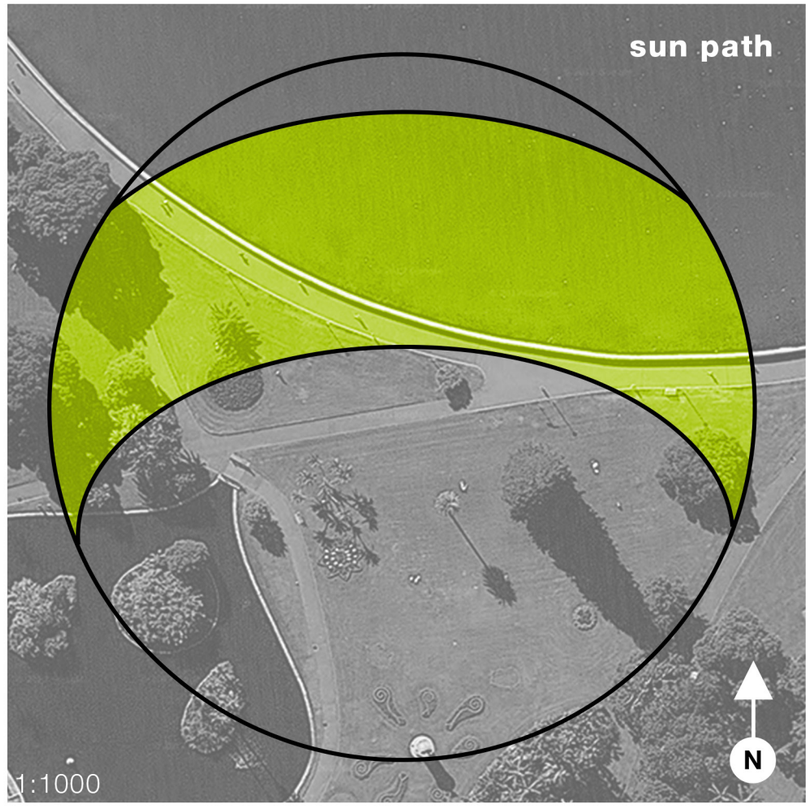

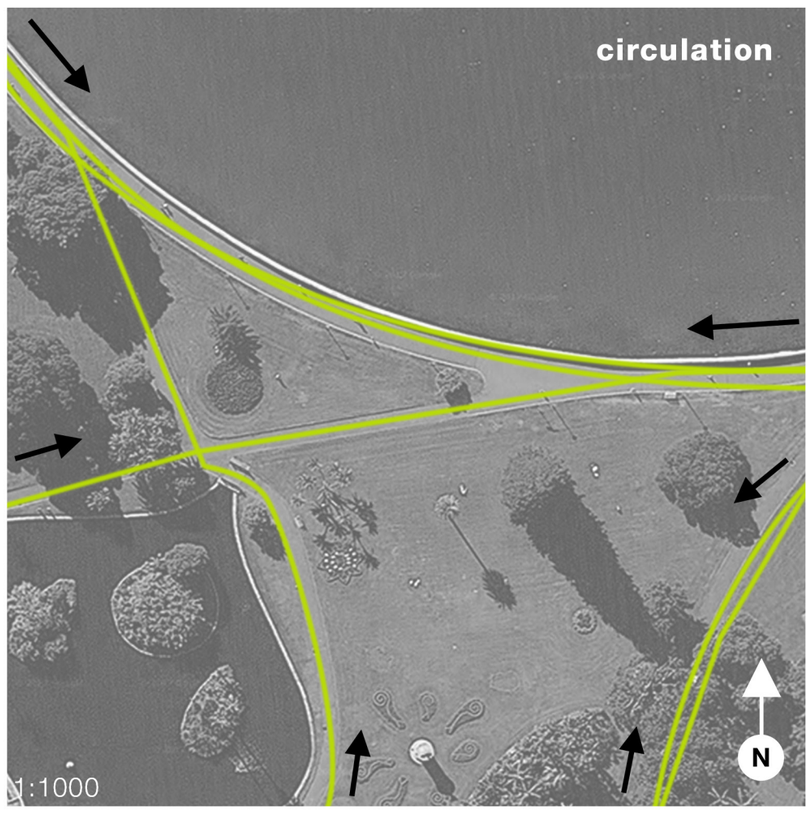

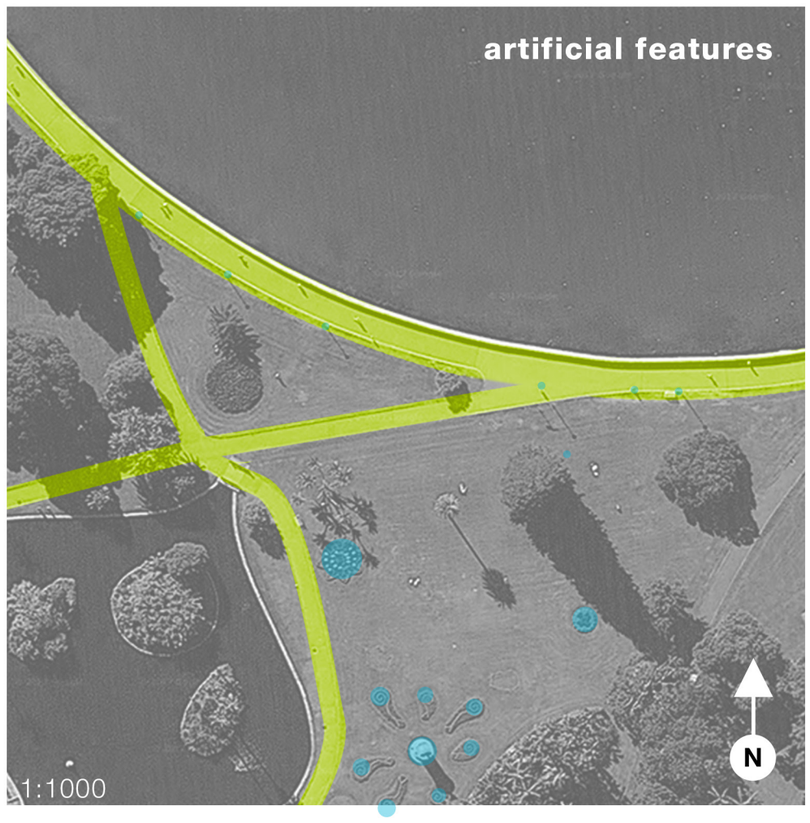

SITE ANALYSIS MAPS [1:1000]

orignal landscaping [1:500]





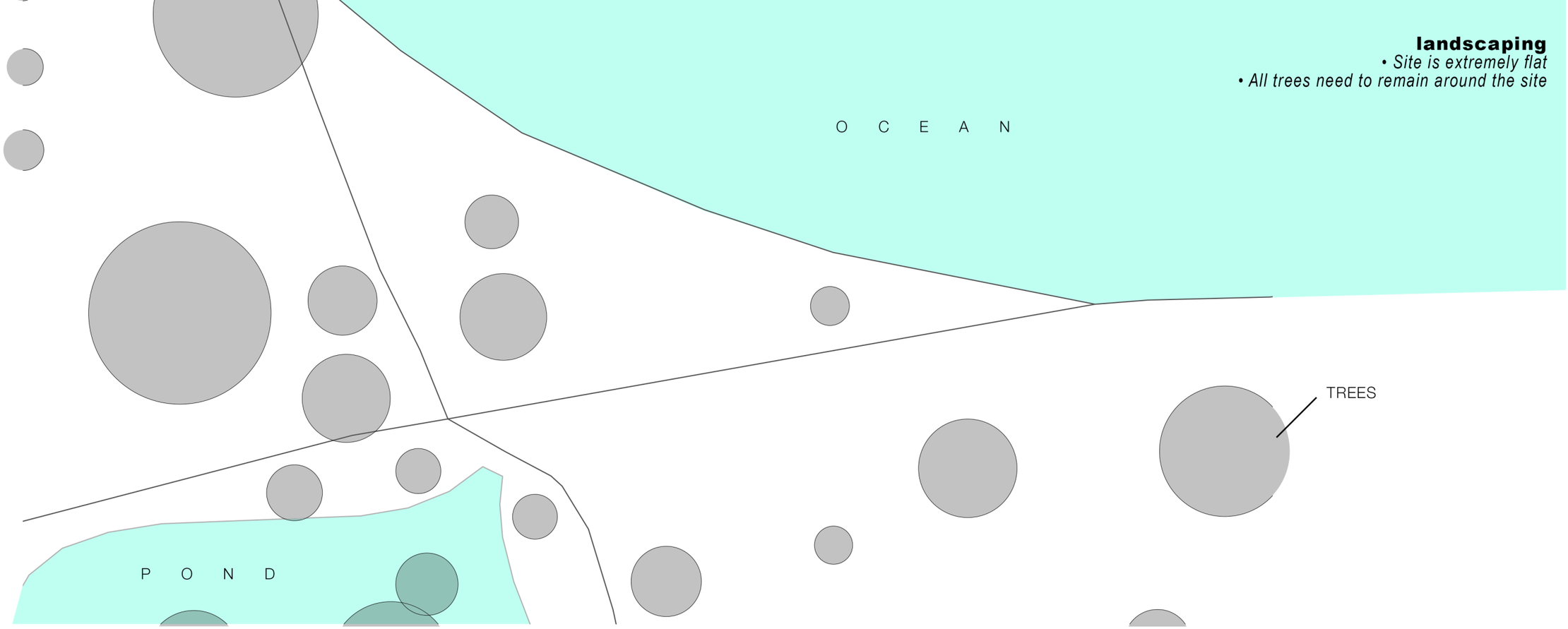

landscaping
- *Site is extremely flat*
- *All trees need to remain around the site*

proposed landscaping [1:500]





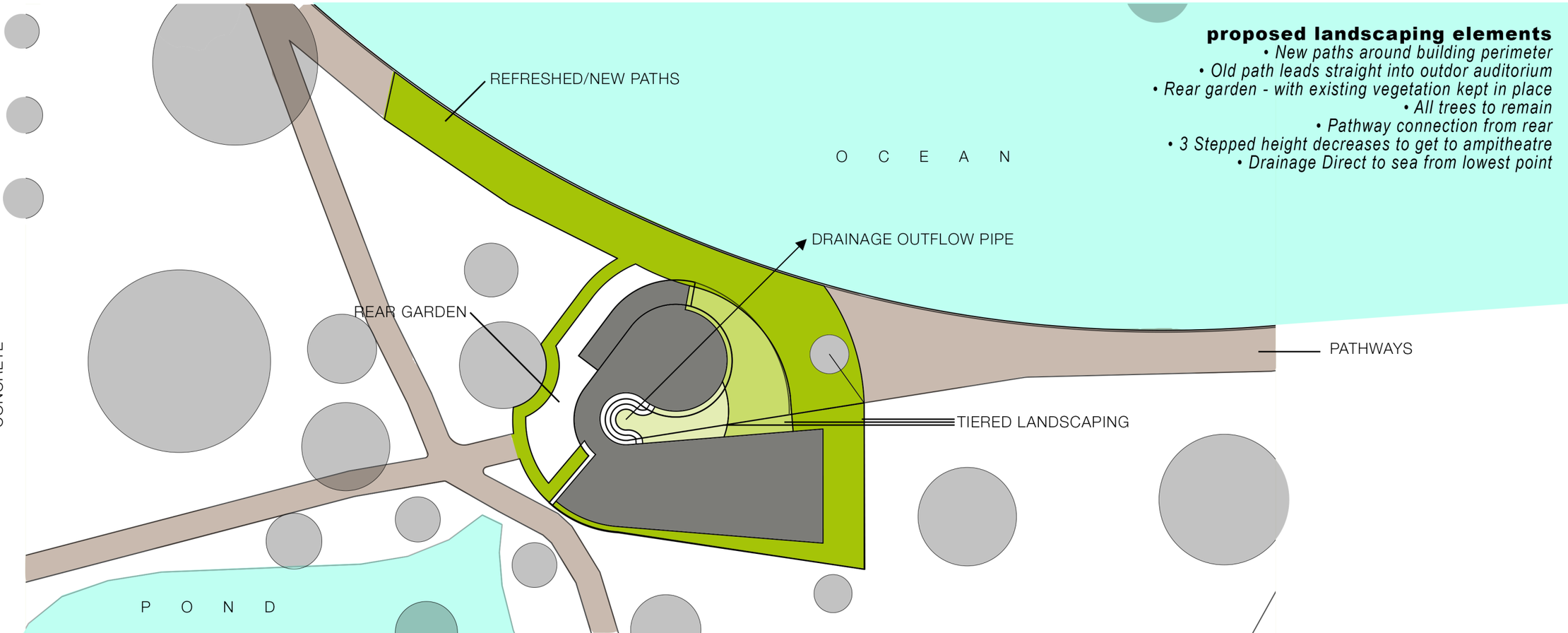

proposed landscaping elements
- *New paths around building perimeter*
- *Old path leads straight into outdor auditorium*
- *Rear garden - with existing vegetation kept in place*
- *All trees to remain*
- *Pathway connection from rear*
- *3 Stepped height decreases to get to ampitheatre*
- *Drainage Direct to sea from lowest point*

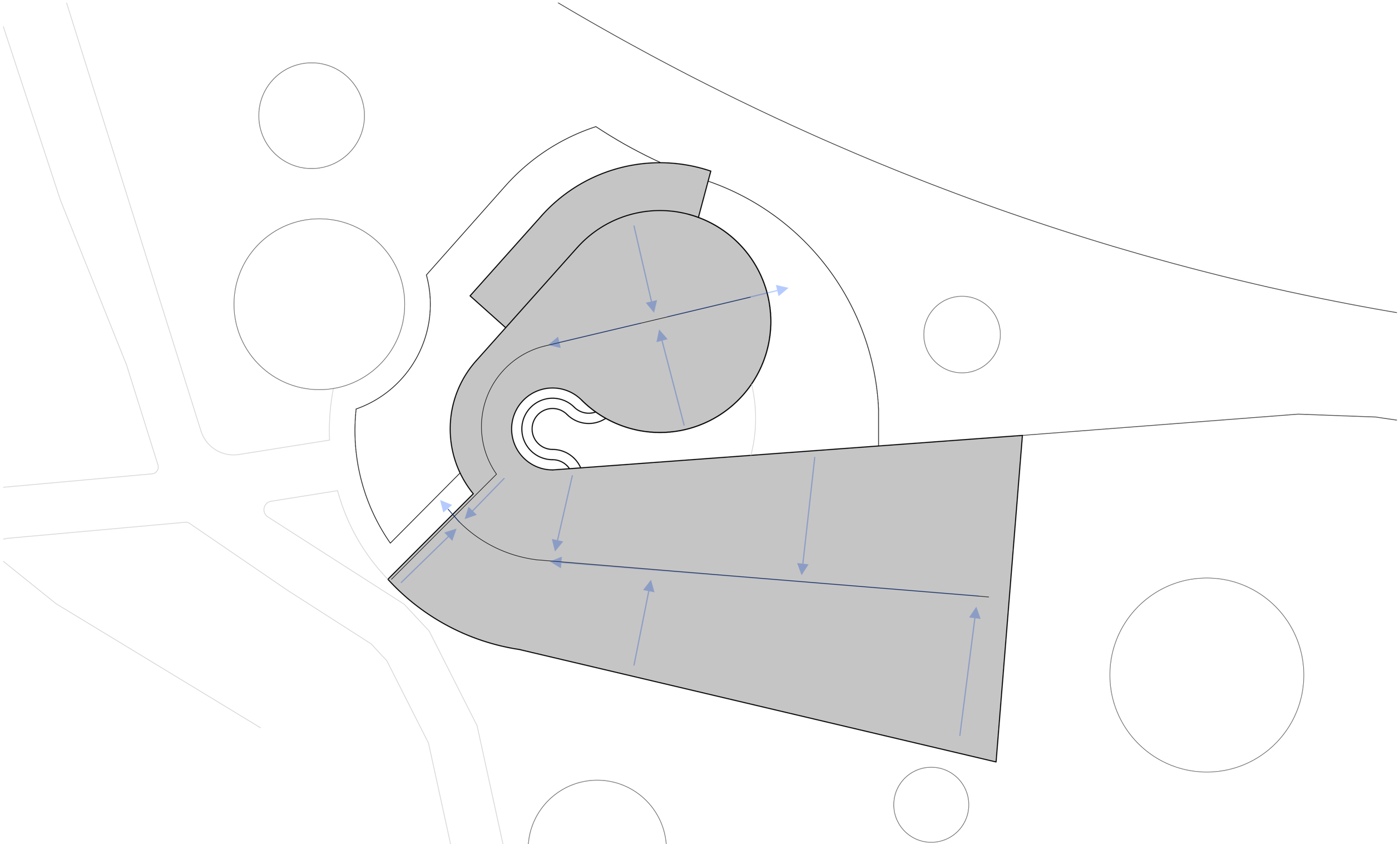

ROOF PLAN + DRAINAGE

THE ROOF CURVES IN SUCH A WAY THAT MAKES WATER FLOW TO THE REAR OF THE BUILDING. THE ROOF CHANNELS WATER INTO THE CENTRE [WHERE IT IS HEAVILY SUPPORTED] AND RUNS IT DOWN.

N

ROOF PLAN [1:200]

DRAINAGE ILLUSTRATION

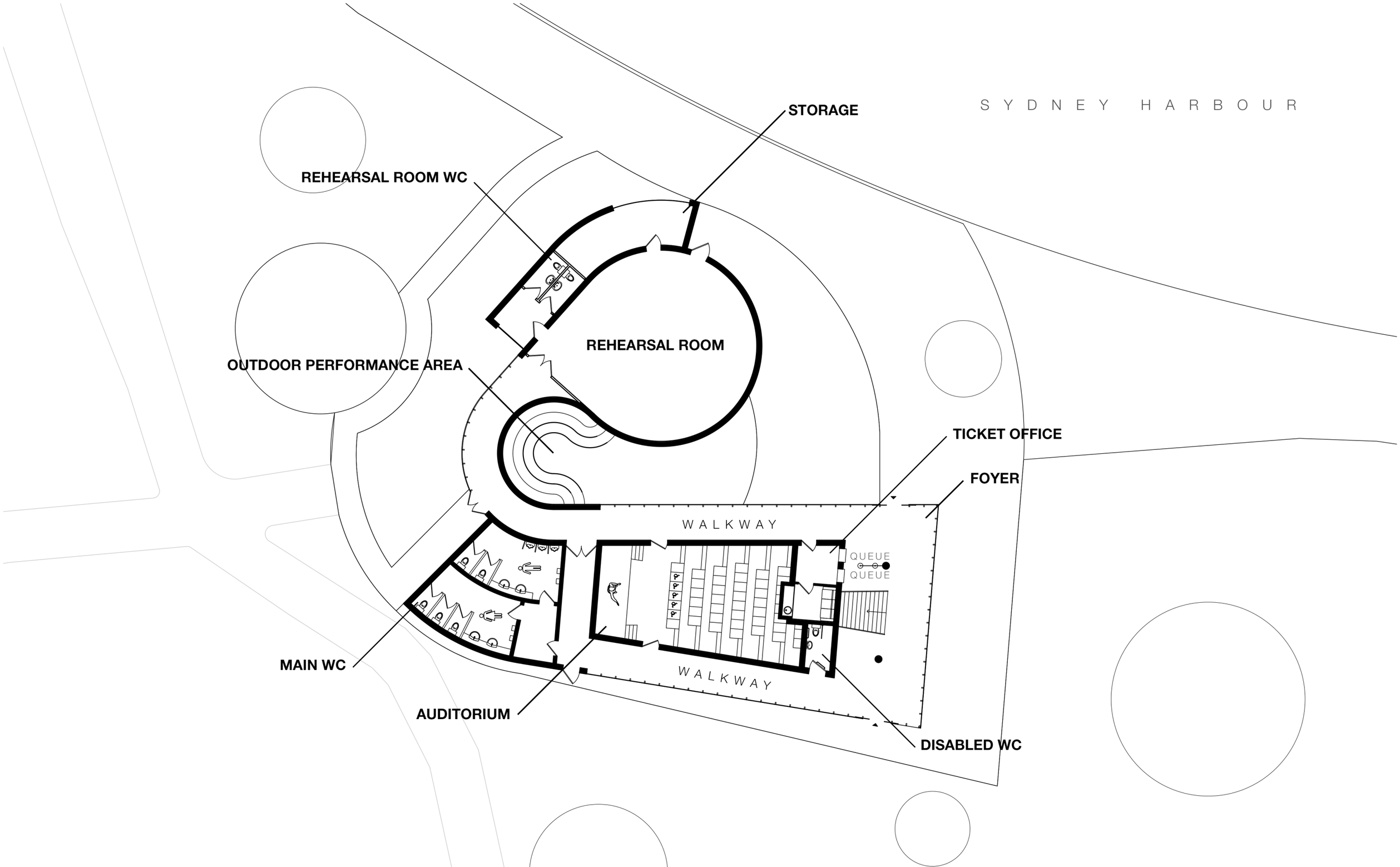

GROUND FLOOR THINKING

THE GROUND FLOOR SURROUNDS THE AUDITORIUM, ENCLOSING IT IN GLASS WALLS FROM 3 SIDES. THESE SPACES ARE WALKWAYS AND EMPHASIZE THE IMPORTANCE OF THE AUDITORIUM WITHIN THE SPACE

GROUND FLOOR PLAN [1:200]

ILLUSTRATING ROOMS **UNDERNEATH** AUDITORIUM

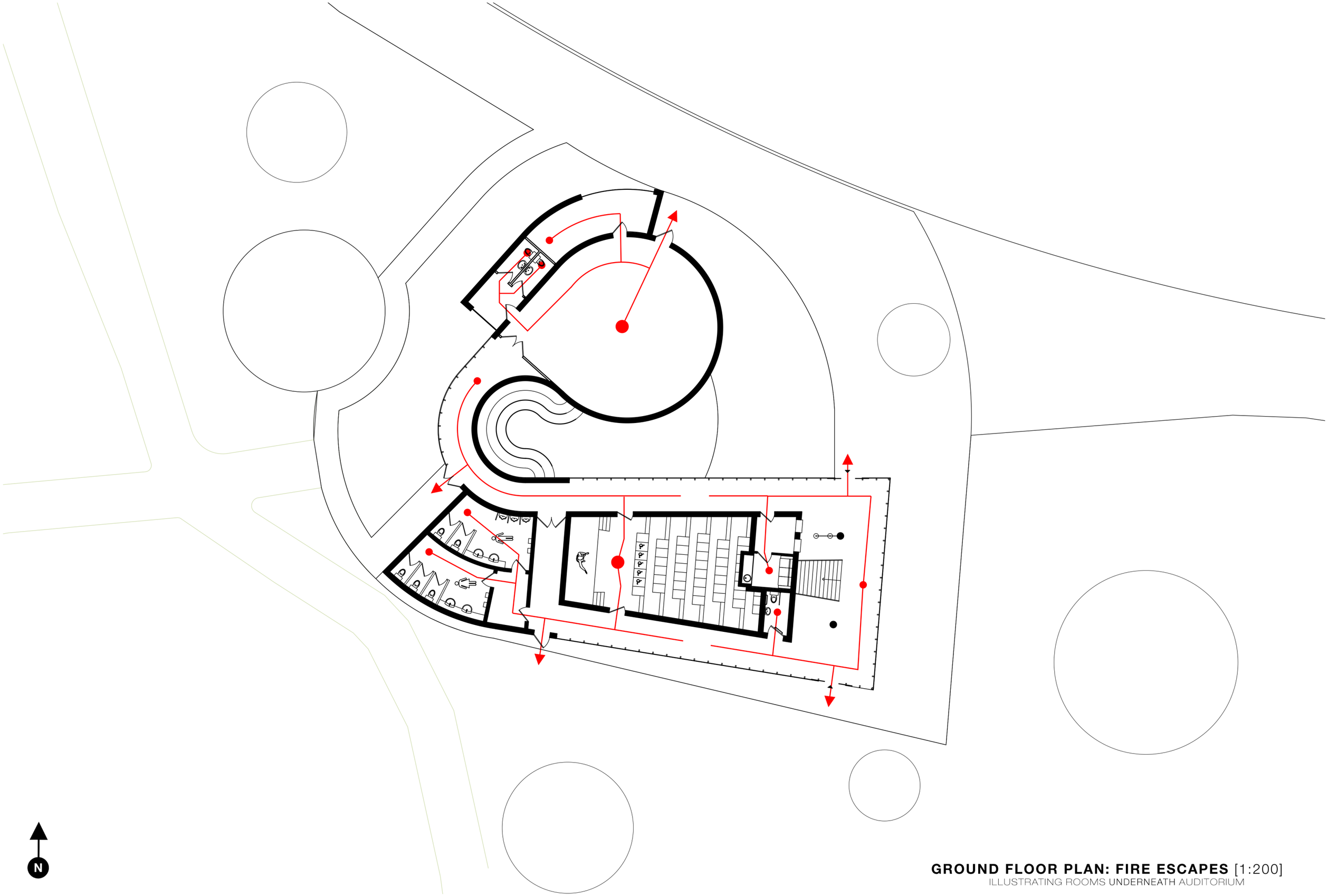

GROUND FLOOR PLAN: FIRE ESCAPES [1:200]
ILLUSTRATING ROOMS **UNDERNEATH** AUDITORIUM

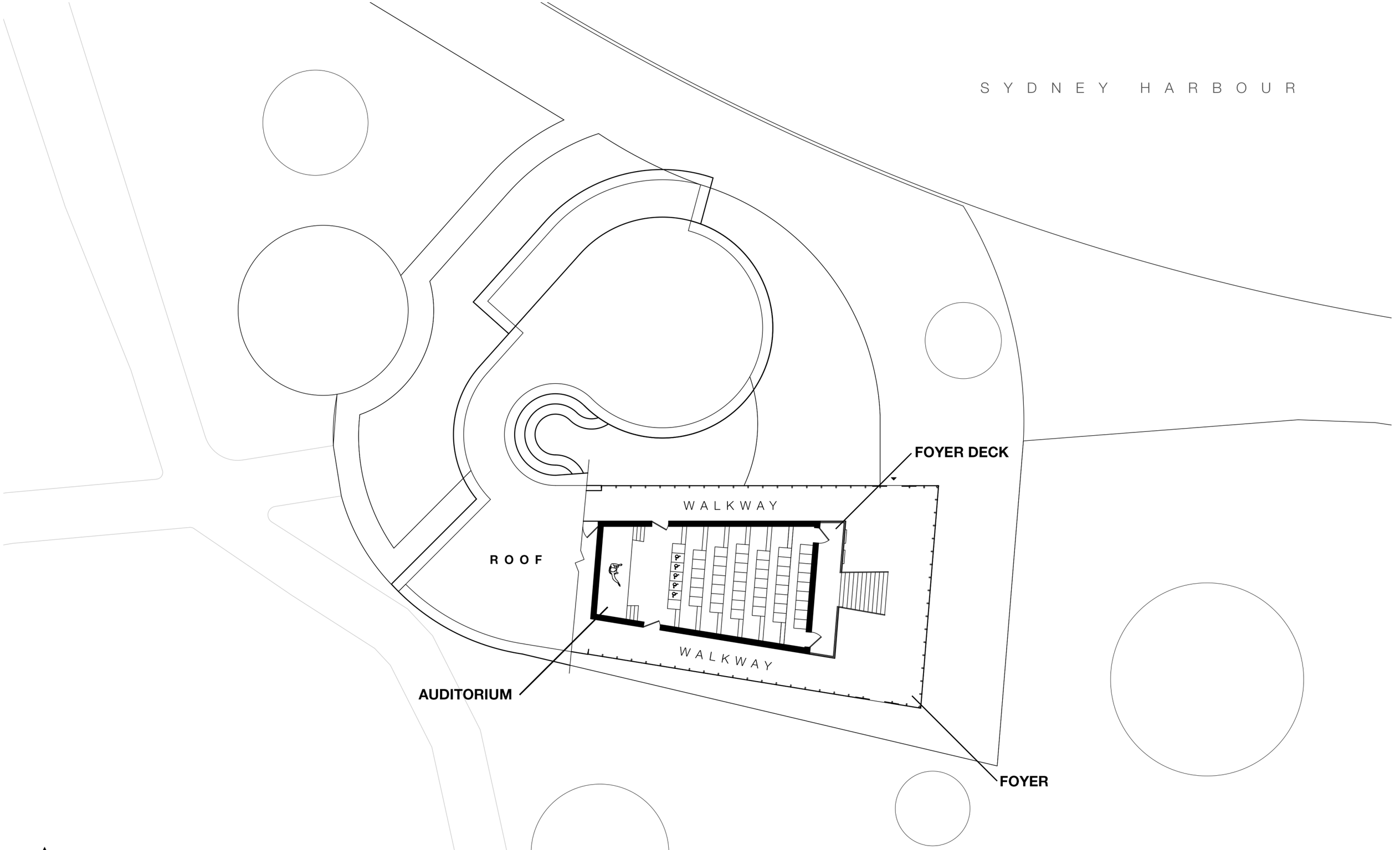

1ST FLOOR THINKING

THE FIRST FLOOR ONLY CONSISTS OF THE FOYER DECK, WHICH FUNCTIONS AS THE REAR ENTRANCE/EXIT TO THE AUDITORIUM. UNDER THIS DECK SITS THE TICKET OFFICE, STAFF ROOM AND ACCESSIBLE WC. THE ENTIRE AUDITORIUM IS ILLUSTRATED IN THIS PLAN.

N

1ST FLOOR PLAN [1:200]

ILLUSTRATING **ENTIRE** AUDITORIUM

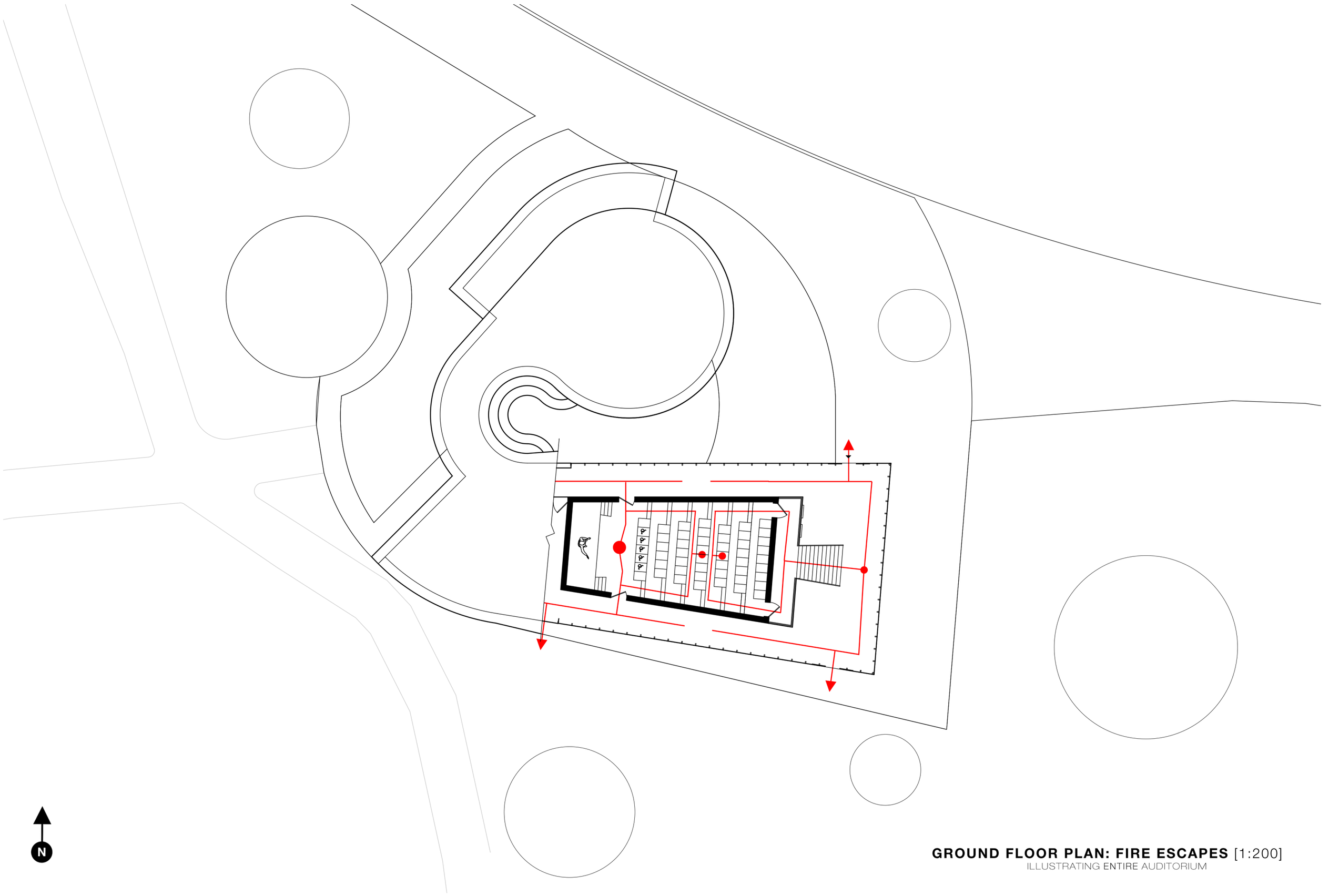

GROUND FLOOR PLAN: FIRE ESCAPES [1:200]
ILLUSTRATING **ENTIRE** AUDITORIUM

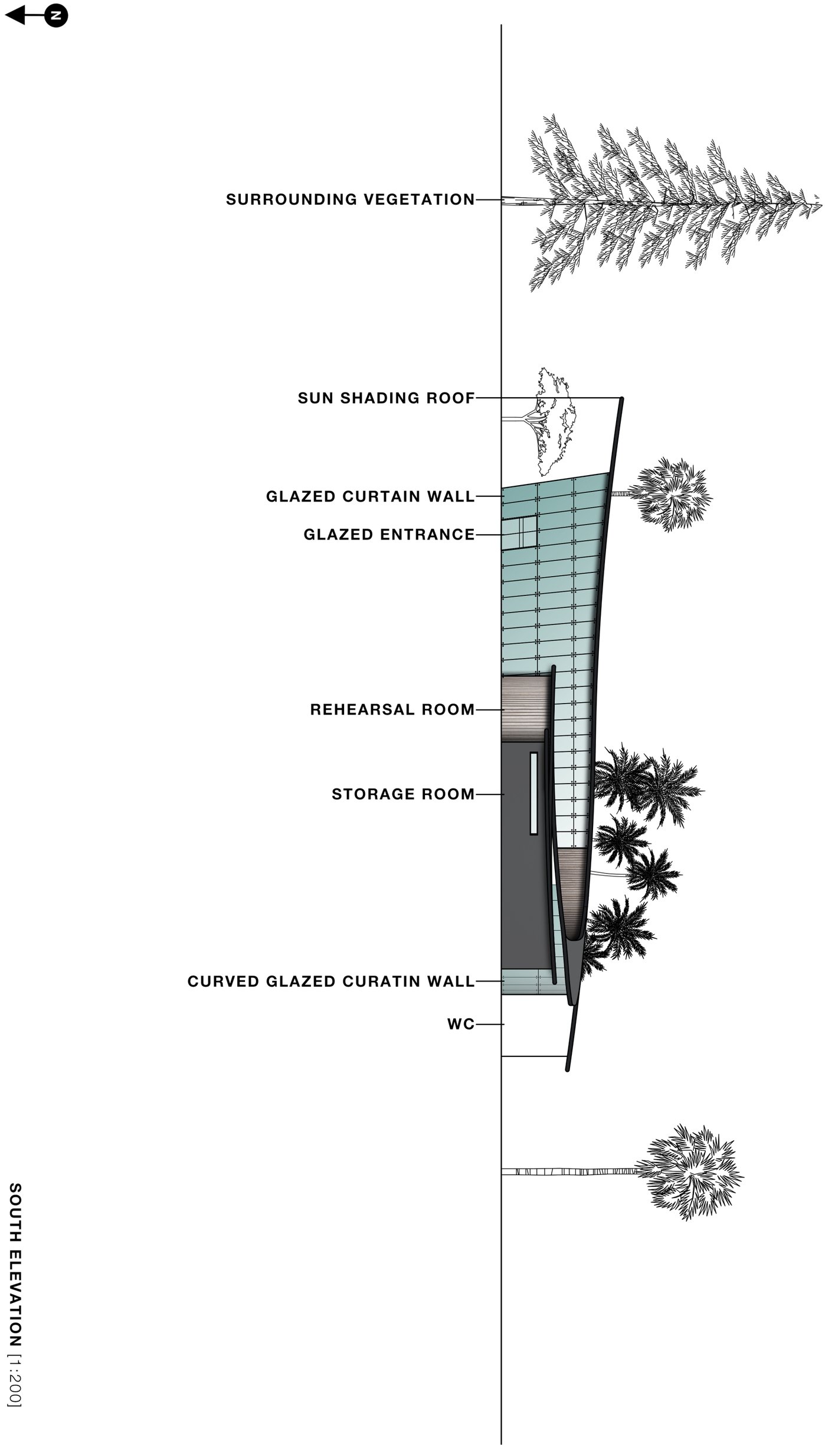

SOUTH ELEVATION [1:200]

CONCRETE ROOF

ACTS AS A THERMAL CORE. ABSORBS HEAT IN DAYTIME AND RELEASES IT AT NIGHT REGULATES TEMPERATURE.

summer

winter

PROVIDES PROTECTION DURING SUMMER MONTHS AND LETS LIGHT IN DURING WINTER MONTHS. TEMP CONTROL

SOLAR SHADING

TRIPLE GLAZING

EXPENSIVE, BUT WILL INSULATE WELL AGAINST SYDNEY SUN.

AMPITHEATRE

LOCALLY SOURCED SYDNEY SANDSTONE TO REDUCE IMPACT

TIMBER CLADDING

LOCALLY SOURCED TO REDUCE ENVIRONMENTAL IMPACT

CURVED ROOF

DRAINAGE CHANNELS BUILT IN TO CHANNEL WATER. NO VISIBLE UGLY GUTTERING

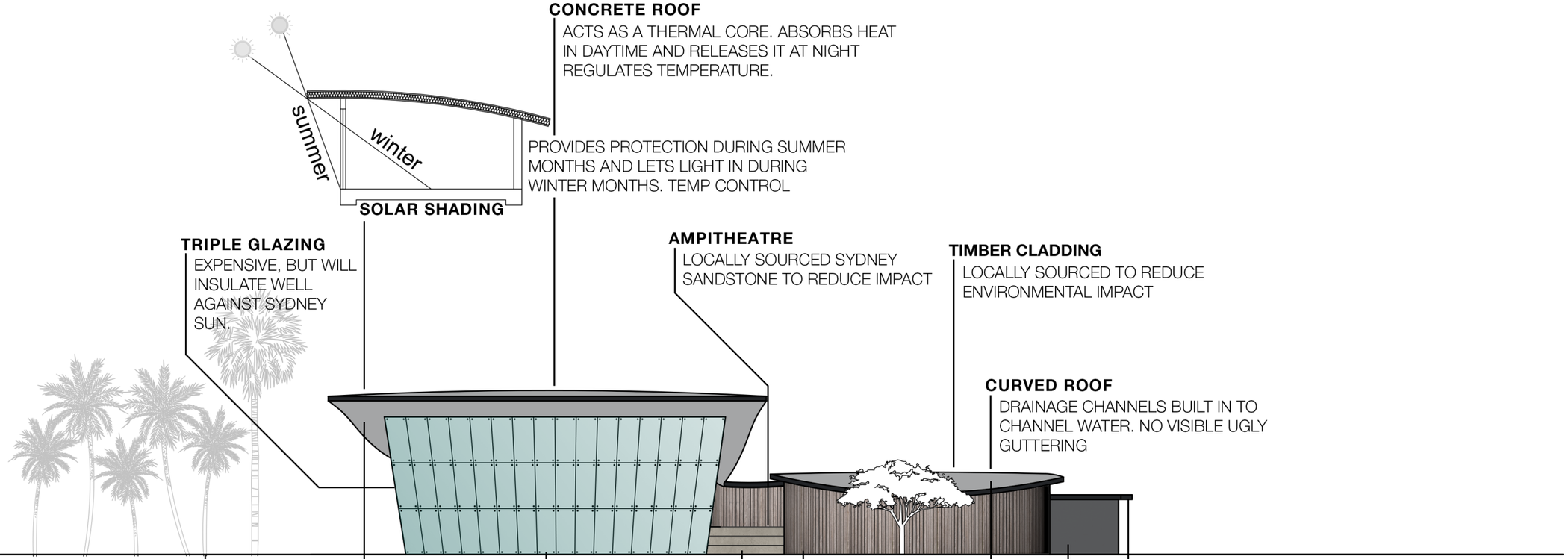

SURROUNDING FOLIAGE

SOLAR SHADING

GLAZED CURTAIN WAL

OUTDOR AMPITHEATRE

REHEARSAL ROOM

ROOF

STORAGE ROOM

SOLAR SHADING

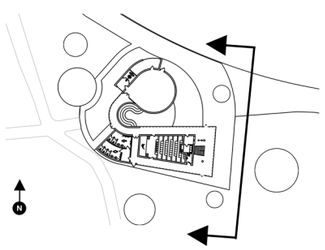

EAST ELEVATION [1:200]

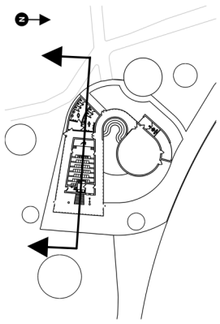

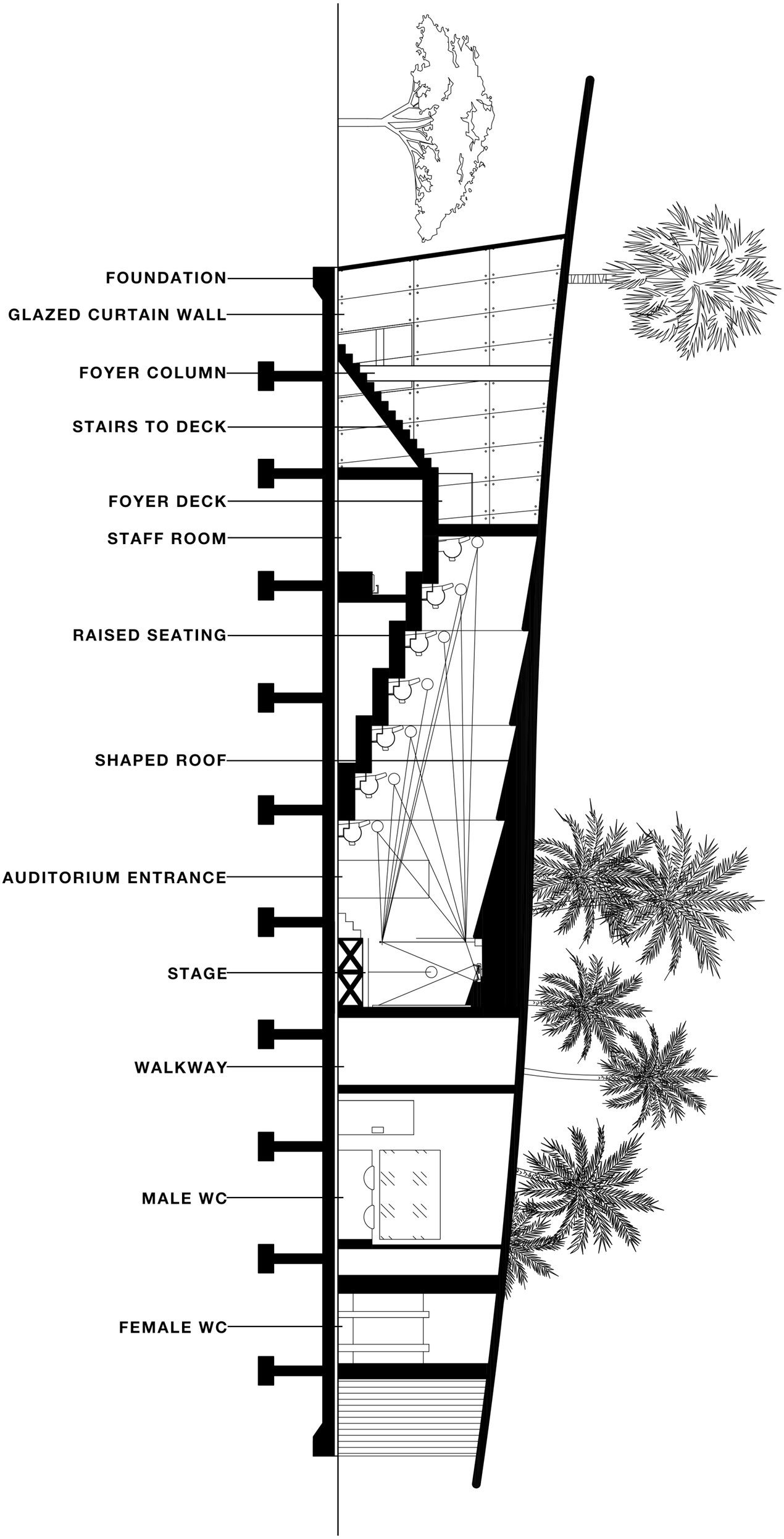

LONG SECTION [1:100]



OUTDOOR PERFORMANCE AREA

THE MODEL USED IN THESE RENDERS IS THE MOST COMPLICATED I HAVE EVER CREATED. DUE TO THE NATURE OF THE GLASS WALLS. IT WAS NECESSARY TO CONTAIN THE INSIDE AND OUTSIDE MODEL IN THE SAME SCENE. THE RESULT IS THAT THIS BUILDING IS FULLY NAVIGATABLE IN 3D, IF NOT QUITE FURNISHED IN SOME AREAS.

EACH PART WAS DRAWN IN AUTOCAD, IMPORTED TO CINEMA 4D. ALL LIGHTING AND TEXTURING TAKES PLACE IN CINEMA 4D, WITH FINISHING TOUCHES ADDED IN PHOTOSHOP.



EXTERIOR VIEW



FOYER

REAR GARDEN

SIGN

AUDITORIUM VISUAL



AERIAL VIEW 1



AERIAL VIEW 2



AERIAL VIEW 3

ORIGINAL PRESENTATION [2x A1]

william doble 13488782



greville auditorium

grevillea: an evergreen tree or shrub which bears conspicuous flowers that lack petals, most kinds of which are native to Australia.

lobby

rear garden

outdoor amphitheatre

auditorium

william dobie 13488782

ORIGINAL PRESENTATION [2x A1]

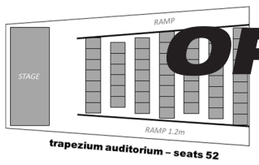

trapezium auditorium – seats 52

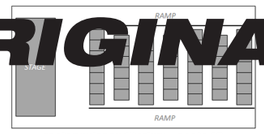

rectangular auditorium – seats 46

experiments with different ... theatres for ... The ... auditorium are 75m². The trapezoid auditorium can seat an extra 6 people when compared to the rectangular one

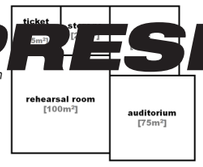

original landscaping [1:500]

auditorium

The auditorium in this building is designed for presentations, small speeches, community classes and also doubles as an indie movie theatre. To accomodate these functions there are two screens in the auditorium, in front and behind the stage. There is a short throw projector mounted on a rotatable plate that can project onto either screen. The front one for movies, the rear one for presentations. The auditoria's seating is designed so that one can see the top and bottom of the front screen no matter where they are sat. this also ensures that at any seat a speaker will be clearly visible and audible. The auditoria's roof has been shaped to breakup the roof surface and reduce echo, and there are noise reduction panels along the left and right walls. The auditorium is also wheelchair accesable - with 5 designated chairs reserved for up to 3 wheelchair users to sit in front of.



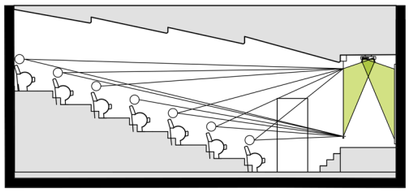

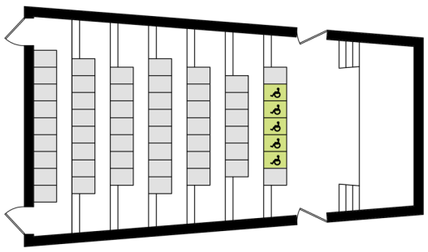

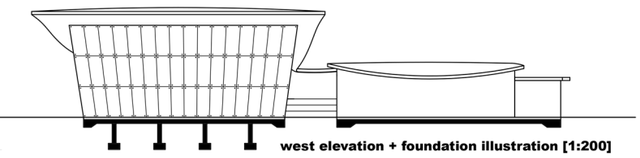

west elevation + foundation illustration [1:200]

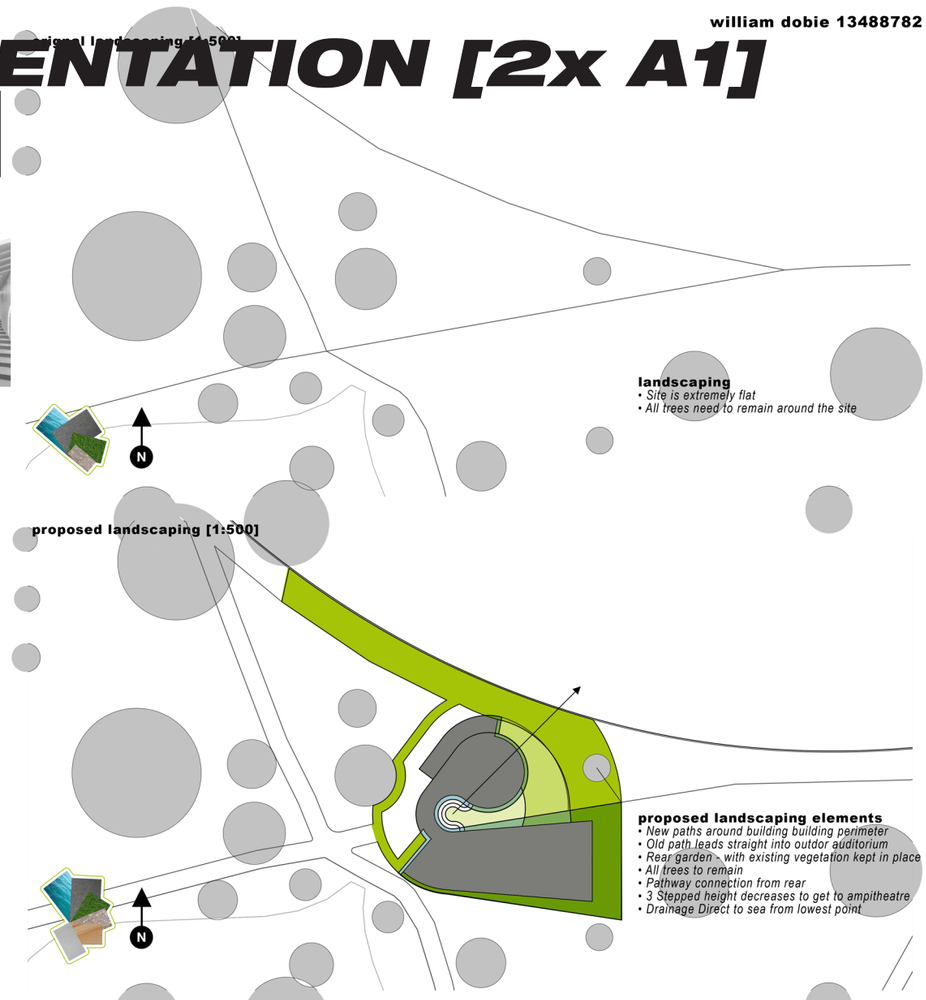

proposed landscaping [1:500]

landscaping
- *Site is extremely flat*
- *All trees need to remain around the site*

proposed landscaping elements
- *New paths around building building perimeter*
- *Old path leads straight into outdor auditorium*
- *Rear garden - with existing vegetation kept in place*
- *All trees to remain*
- *Pathway connection from rear*
- *3 Stepped height decreases to get to ampitheatre*
- *Drainage Direct to sea from lowest point*

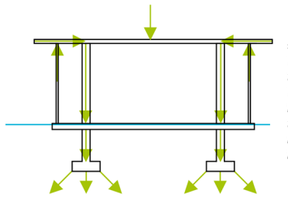

structural explaination

The outer most, glazed curtain walls are not structural. The loads are transfered to the formed concrete roof which is cantilevered over the North, East and South sides. The roof transfers it's load to the steel column structural walls of the auditorium below and to two columns in the lobby. From here the load of the building is tranfered into a concrete isolated spread footings foundation under the auditorium - with a more lightweight raft foundation underneath the walkways and rehearsal room as shown in the drawing above..

roof detail [1:10]

Concrete was chosen for the roof material for two reasons, despite not being the most sustainable. Concrete acts as a thermal mass which will be essential in keeping the building passively cooled. It is also structurally appropriate for the cantilevers and shapes that are so prominant in the roof design.

wall detail [1:20]

1: Flexible Plasterboard
2: Flexiboard Framework
3: Structural Steel
4: Vertical Timber Frame
5: Horizontal Timber Frame
6: Vertical Timber Classing

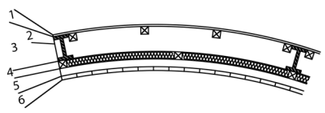

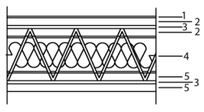

1: Waterproof Membrane
2: Outer Concrete Skin
3: Steel Reinforcement Truss
4: Rigid Foam Insulation
5: Inner Concrete Skin



north section 1:200



north elevation 1:200

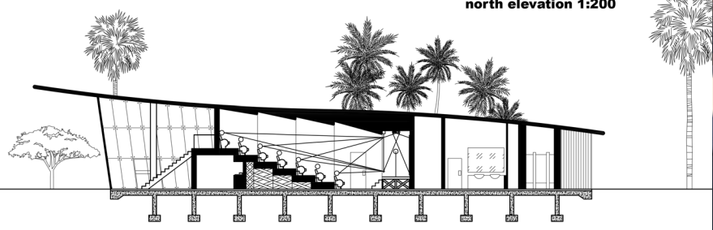









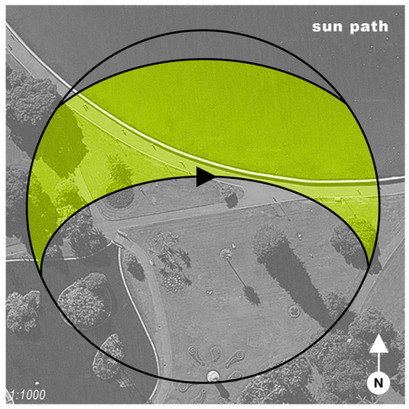





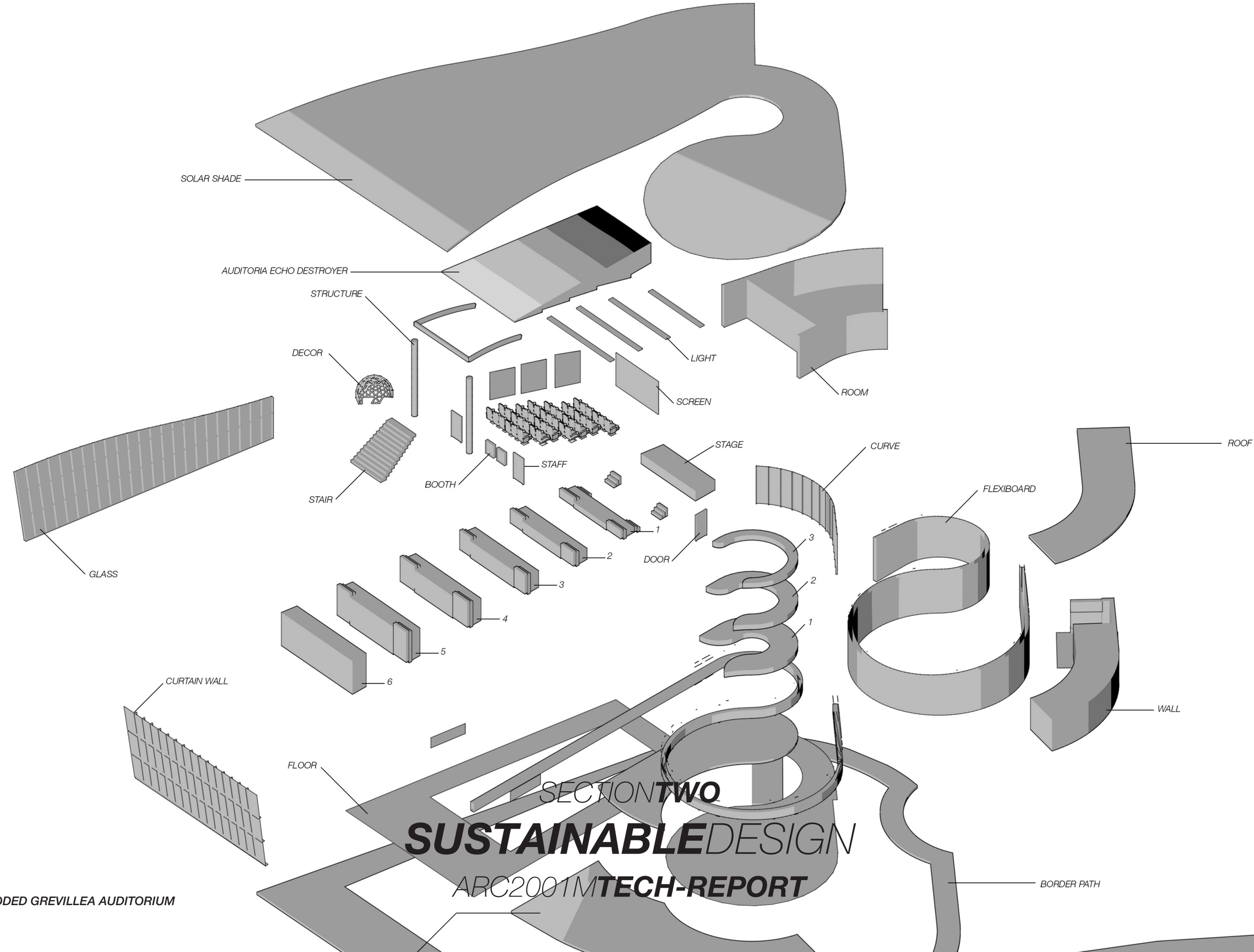

SECTION**TWO**

SUSTAINABLEDESIGN

ARC2001M**TECH-REPORT**

EXPLODED GREVILLEA AUDITORIUM

DOCUMENTS

1: TECHNICAL REPORT

WILLIAM DOBIE

SECTION**THREE**

INTEGRATEDDESIGN

ARC2003M**NEVERWHERE**

IMAGE: SITE CONTEXT: GRAFFITI THEME

S E R P E N T I N E



FEARED BY MANY
ESPECIALLY DOOR

ONE OF SEVEN SISTERS

IMPERIOUS

ONLY WEARS THIS DRESS
IT NEEDS A SPECIAL ROOM

NEITHER HAPPY NOR SAD.

TOUCH OF CLASS

EYES SHARP

BEHAVE,
OR SERPENTINE WILL TAKE YOU

CONTEXT STREETSCAPE







CONTEXT STREETSCAPE



Windows should
not be blocked

Towering Adjacent Building

Sign on Corner of Site



Adjacent Façade

Corner Street



Ugly Blockwork



Gap in rear corner
of site

SUBJECT ANALYSIS

THREE SITE FACTORS THINGS TO ADDRESS WITH THE BUILDING DESIGN

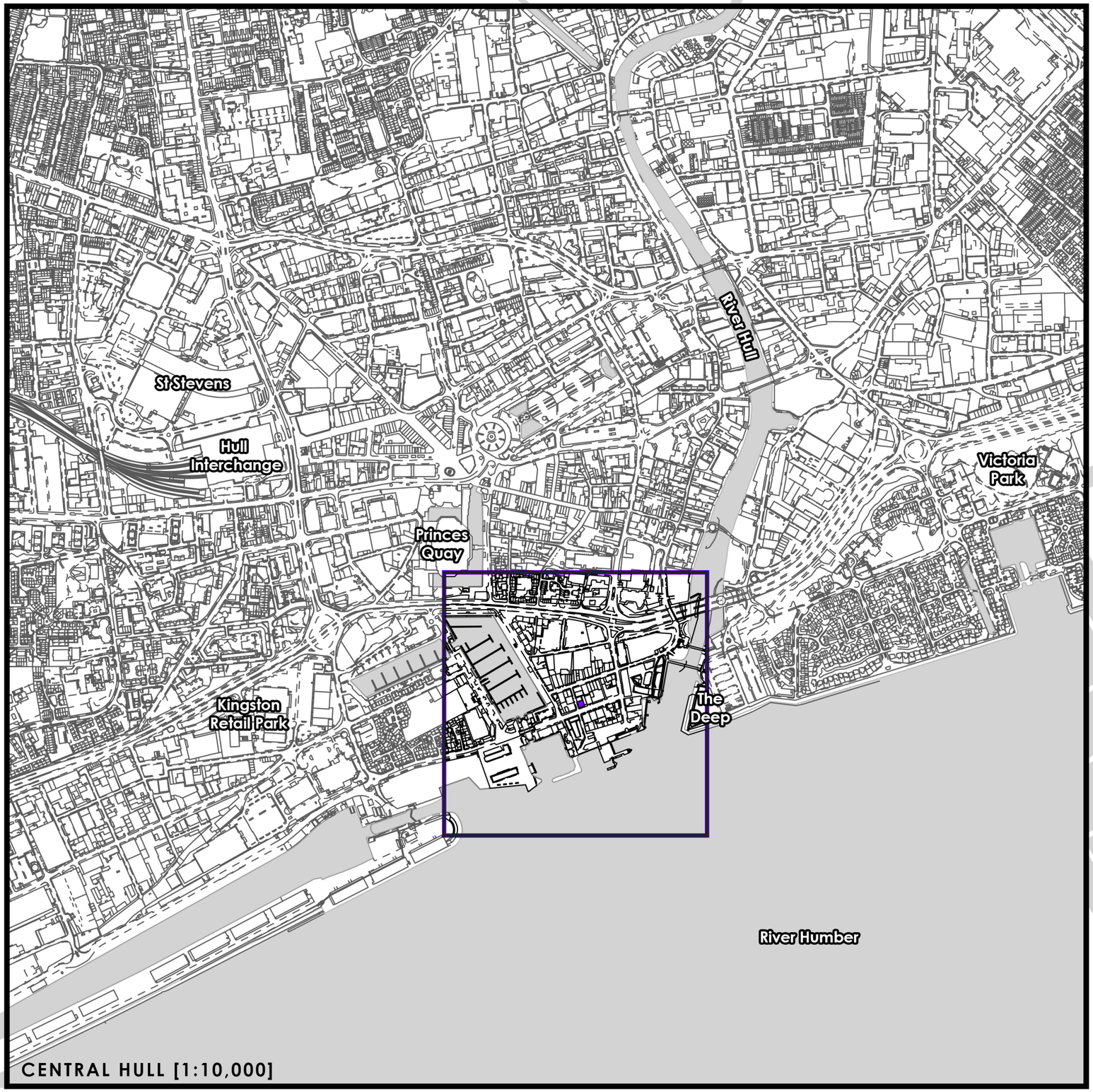

CENTRAL HULL [1:10,000]

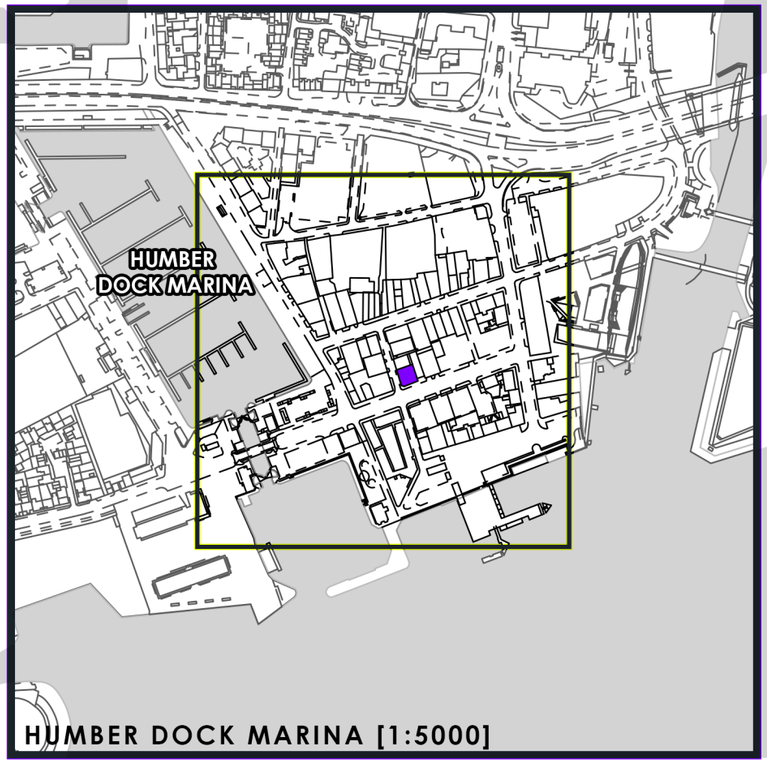

HUMBER DOCK MARINA [1:5000]

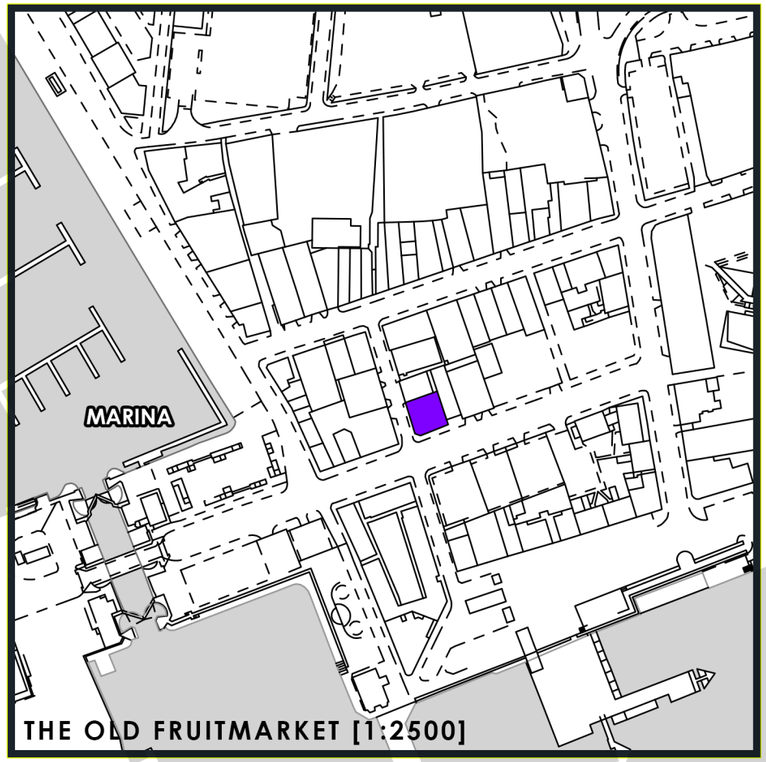

THE OLD FRUITMARKET [1:2500]





1512 H/Y

679MM/Y

MAX AVG: 13.8 km/h

AVG HI: 14.0°C
REC HI: 34.4°C

AVG LO: 6.7°C
REC LO: -11.1°C



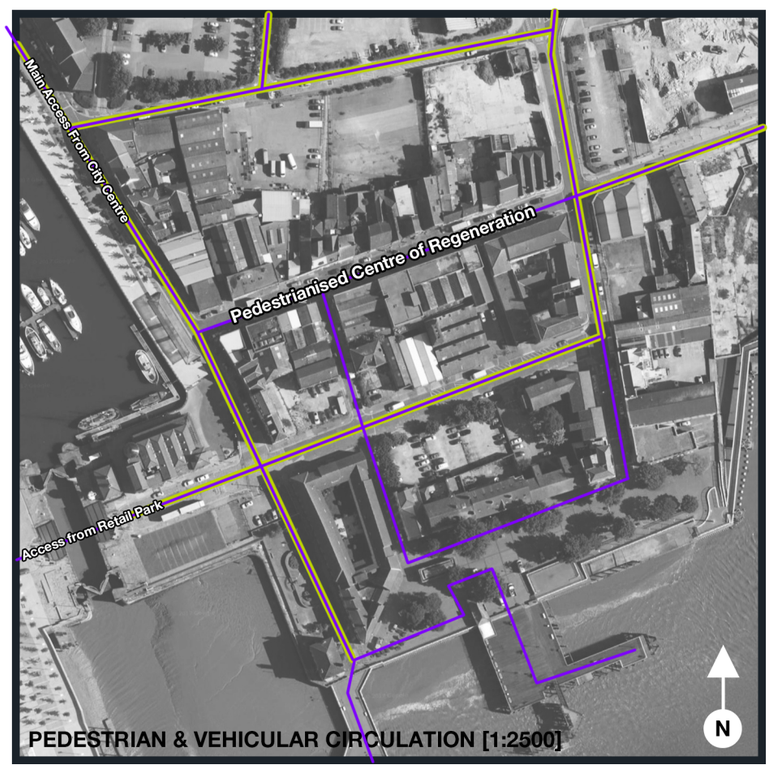



SERPENTINE'S STABLE MONTAGE

Hunter picked up another wooden bucket, this one filled with water, and hauled it across the stable floor. "I don't know what you drank," she said. "But it must have been potent." Hunter dipped her hand into the bucket and flicked it at Door's face, spraying her with water. Door's eyes flickered.

"No wonder Atlantis sank," muttered Richard. "If they all felt like this in the morning it was probably a relief. Where are we?"

Hunter flicked another handful of water at Door's face. "In the stables of a friend," she said. Richard looked around. The place did look a little like a stable. He wondered if it were for horses—and if so, what kind of horses would live beneath the ground? There was a device painted on the wall: the letter S (or was it a snake? Richard could not tell) circled by seven stars.

"Pass the calves-foot jelly," said Hunter, with her mouth full. Serpentine's dining room was on what appeared to be the smallest Underground platform that Richard had ever seen. It was about twelve feet long, and much of that space was taken up with a dinner table. A white damask cloth was laid on the table, and a formal silver dinner service on that. The table was piled high with evil-smelling foodstuffs. The pickled quails' eggs, thought Richard, smelled the worst.

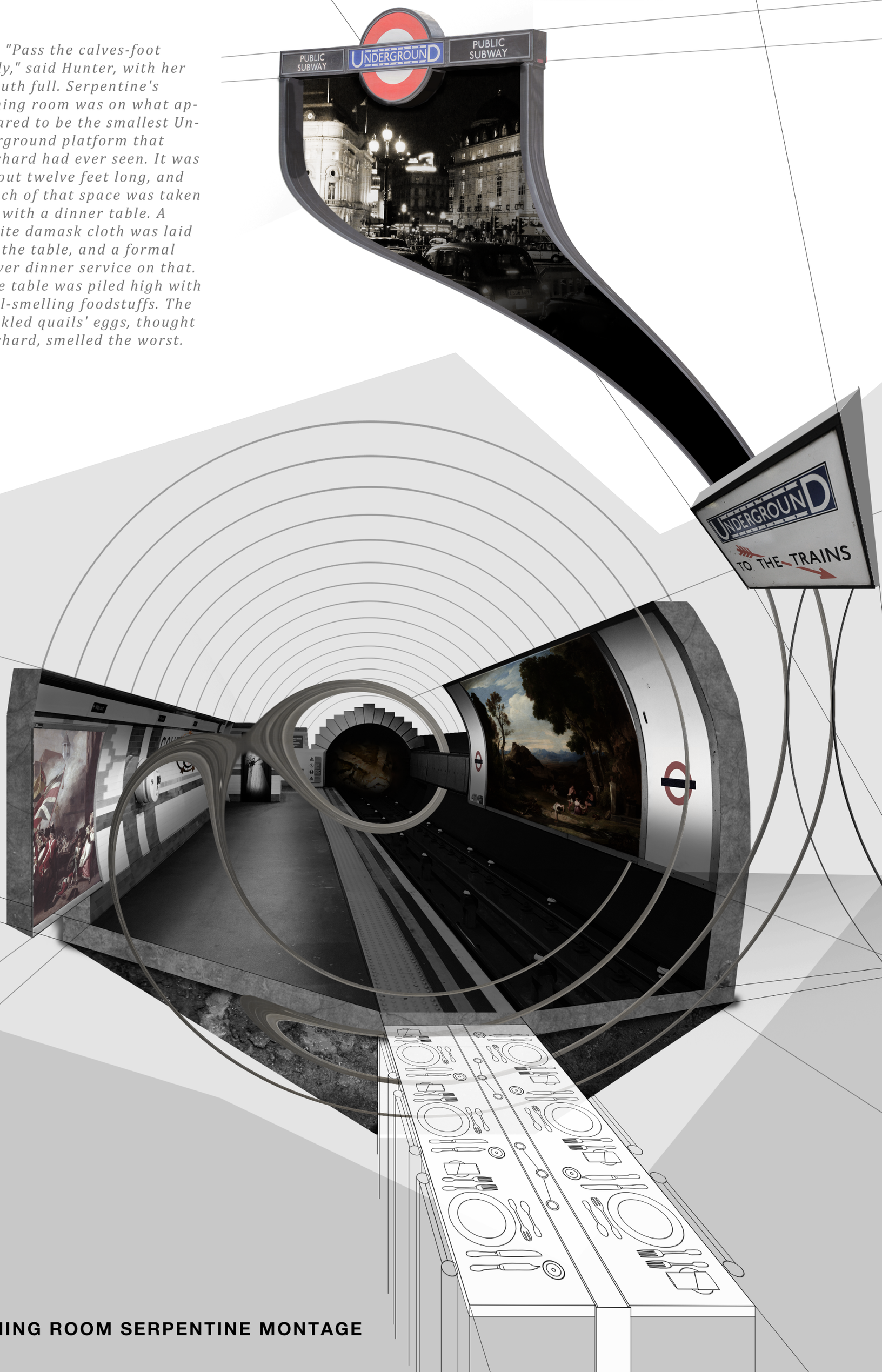

DINING ROOM SERPENTINE MONTAGE


01482
871772



ABOVE GROUND [SHOP]

SERPENTINE'S STUDY	STAIR	STABLE		
CELLAR		DINING ROOM	STAIR	RECEPTION ROOM
REPTILE ROOM	STAIR	CHAMBER OF SECRETS		

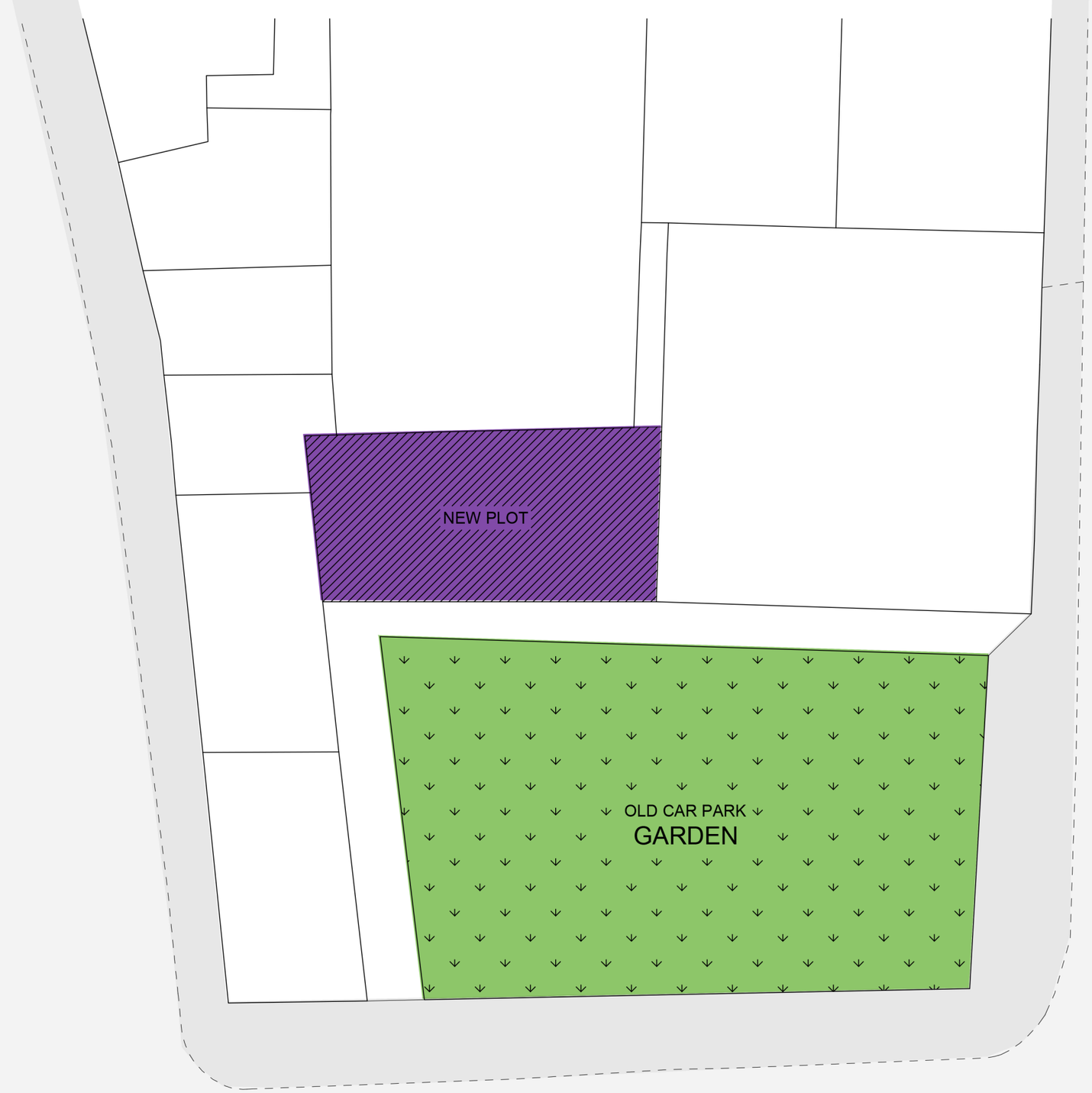

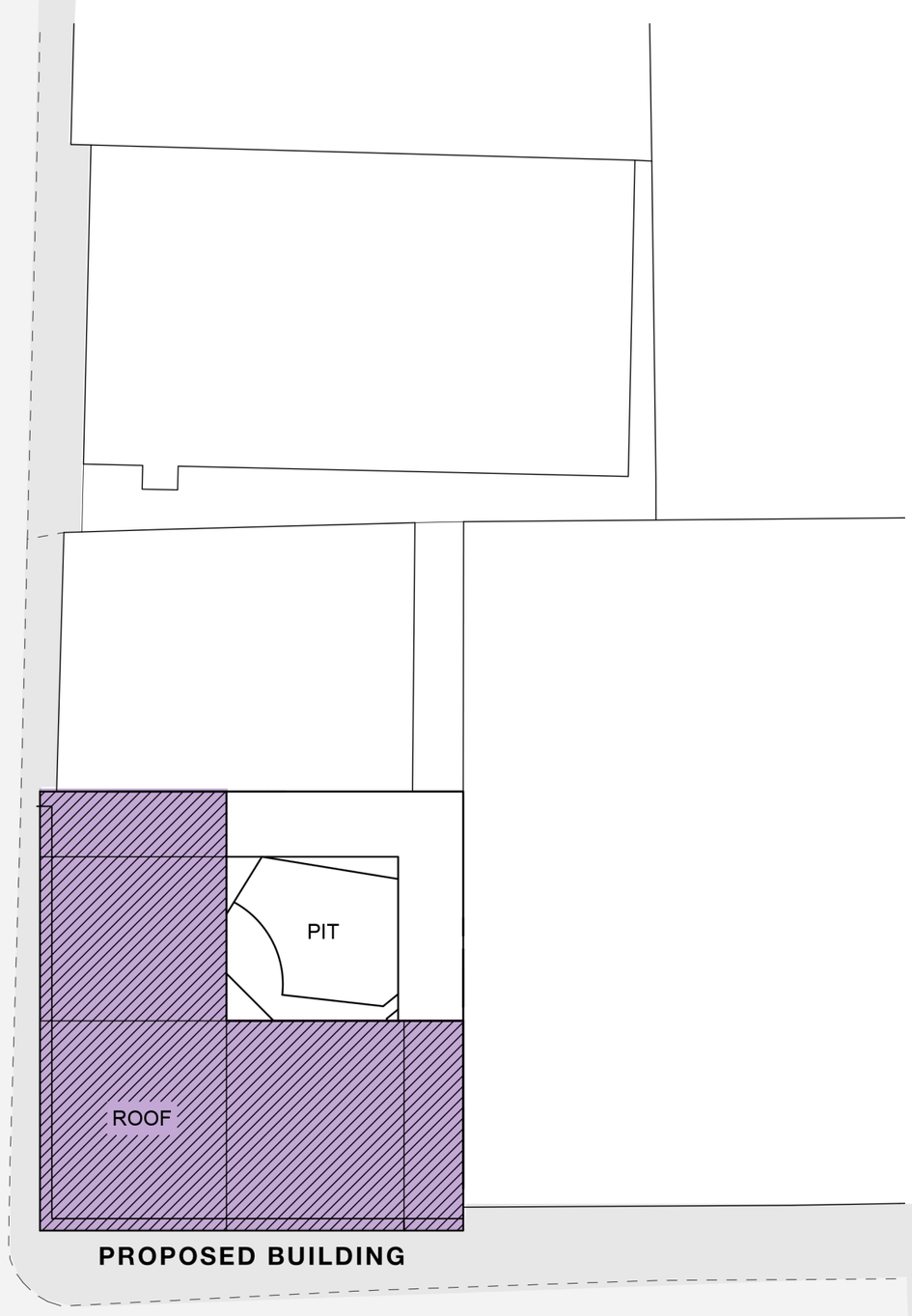

Proposal includes sections that are not located on the specified site. These regions would be part of a larger development plan: A new green space to replace the current car park, and a takeaway food establishment in a new plot to the north.

N

LANDSCAPE PROPOSAL AND SITE PLAN [1:200]

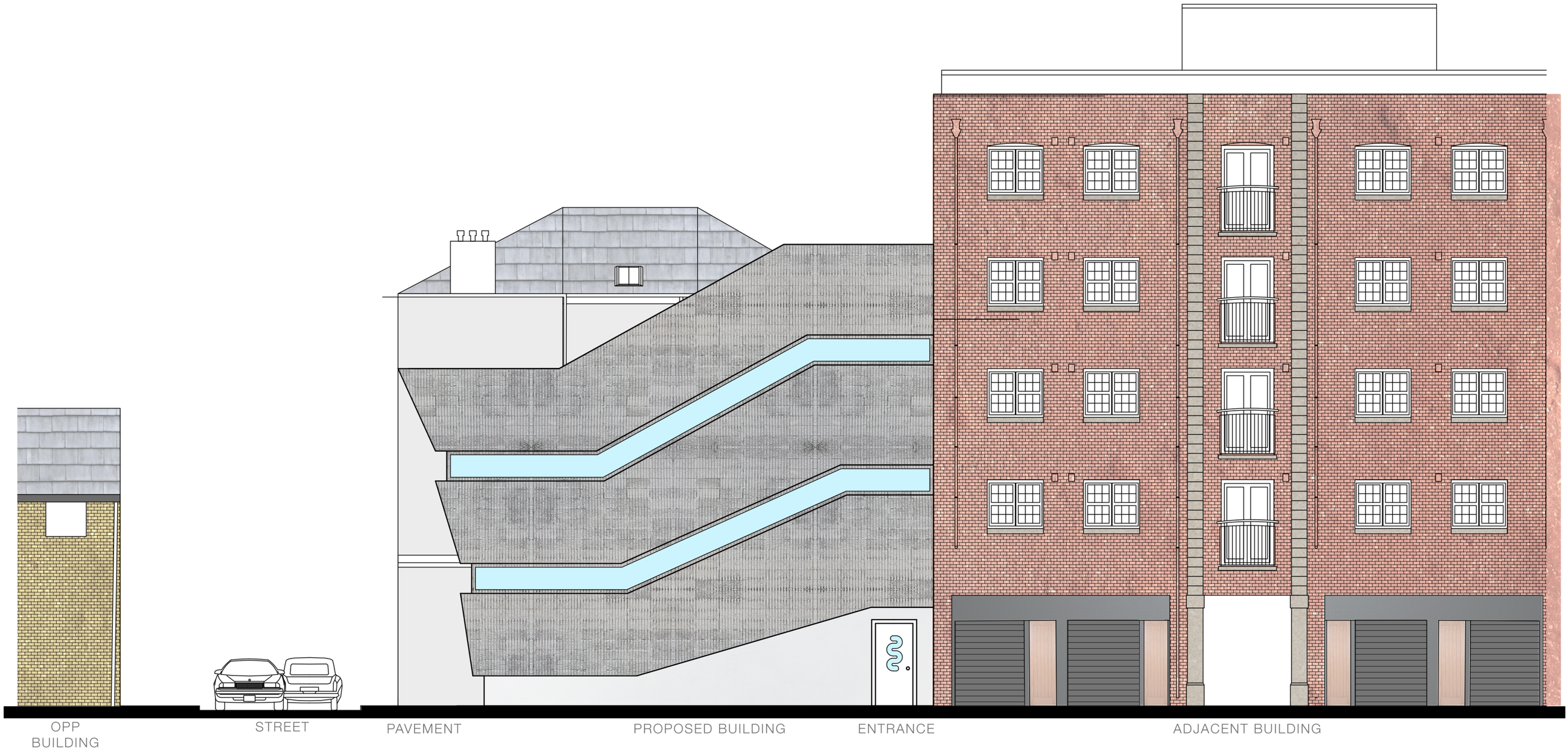

SOUTH ELEVATION, ENTRANCE [1:100]

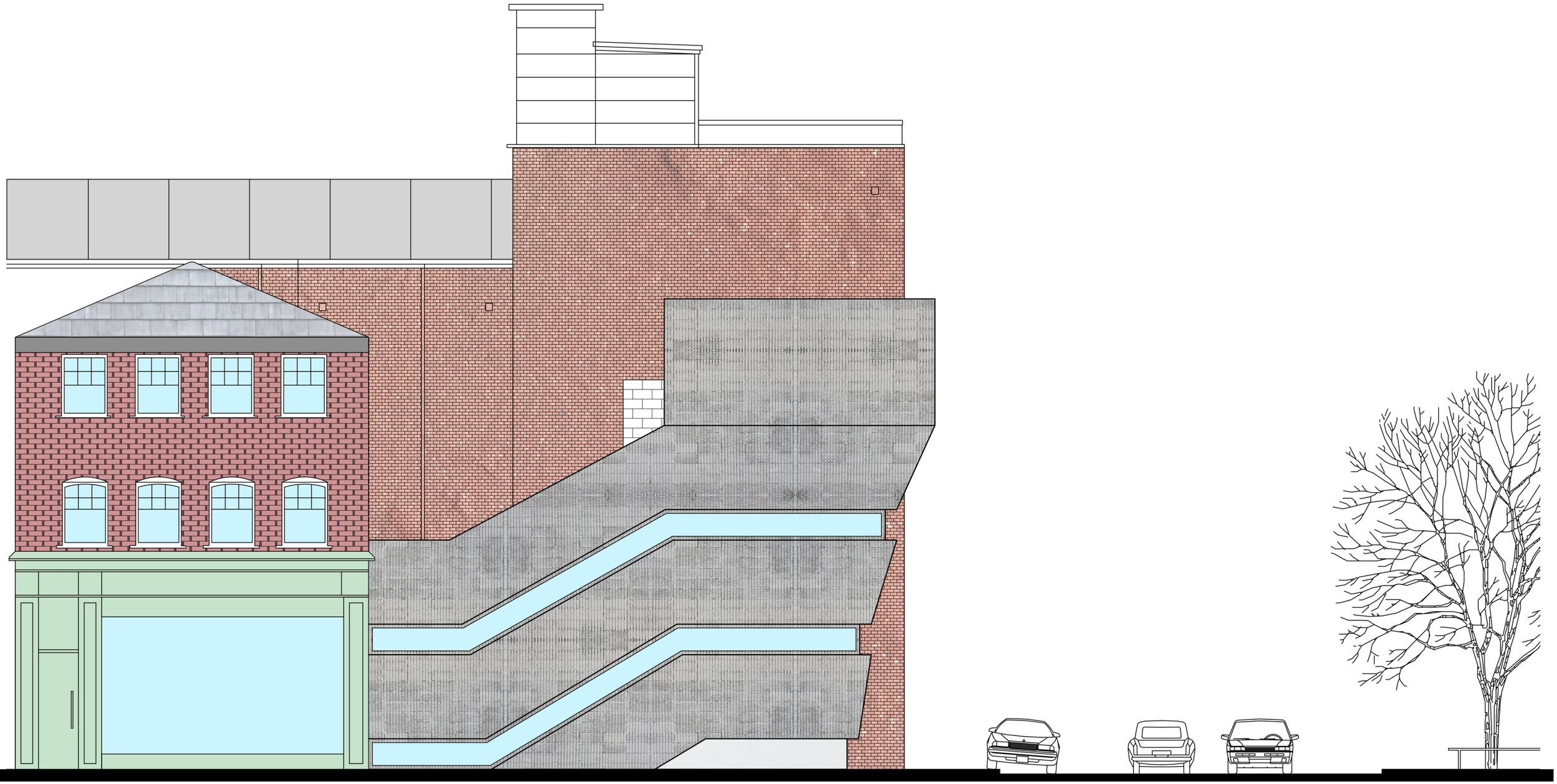

WEST ELEVATION [1:100]

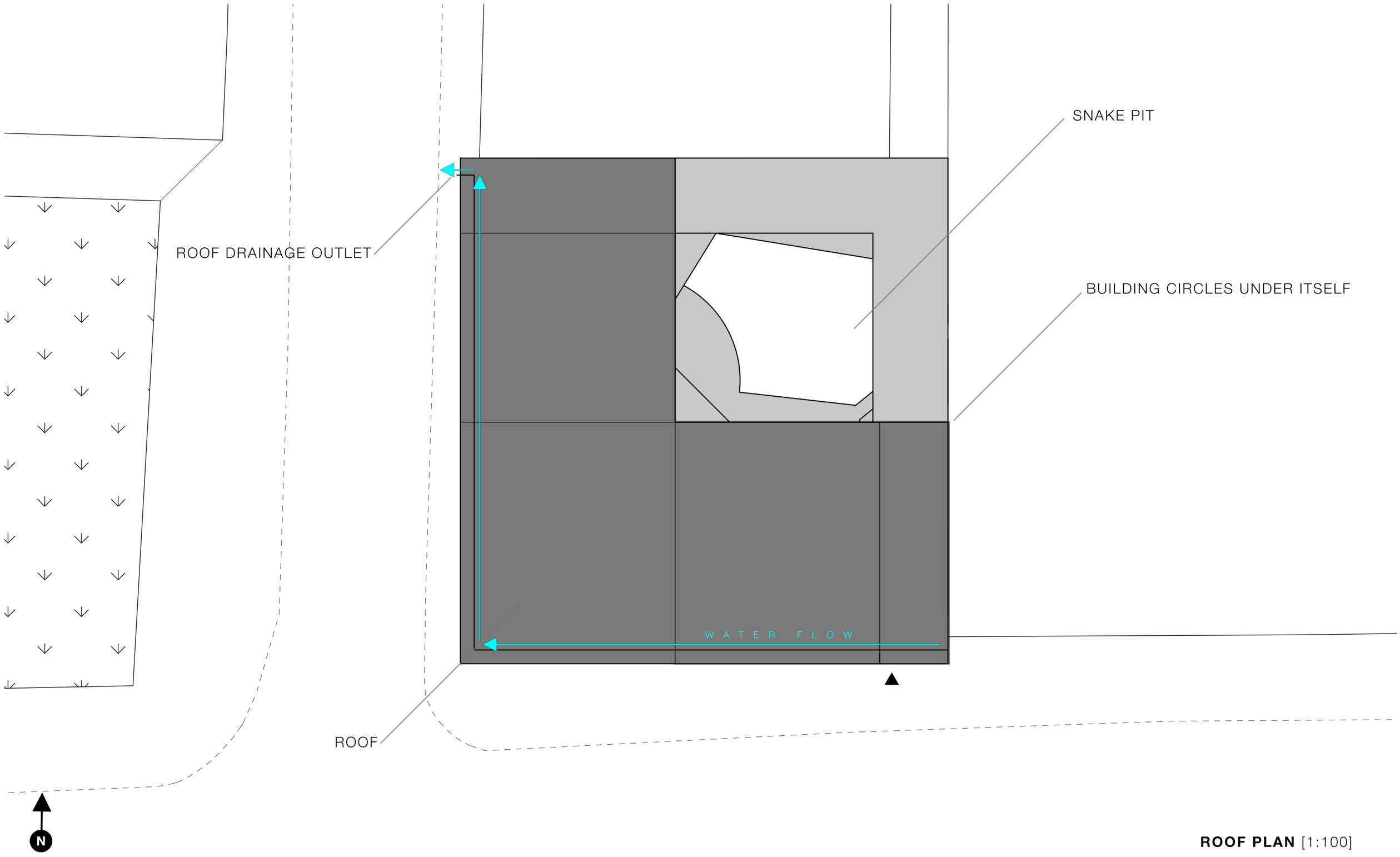

ROOF PLAN [1:100]

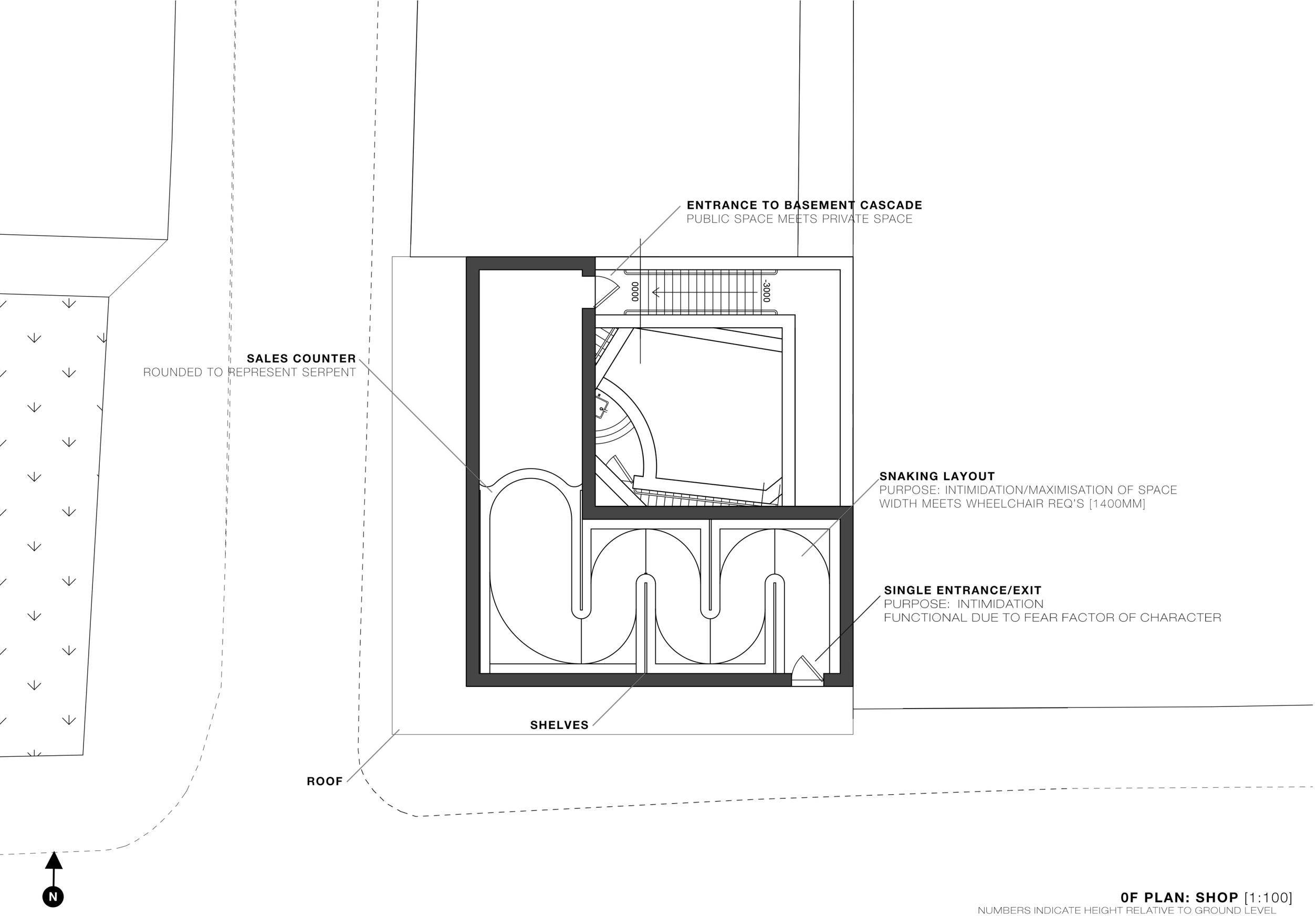

0F PLAN: SHOP [1:100]
NUMBERS INDICATE HEIGHT RELATIVE TO GROUND LEVEL

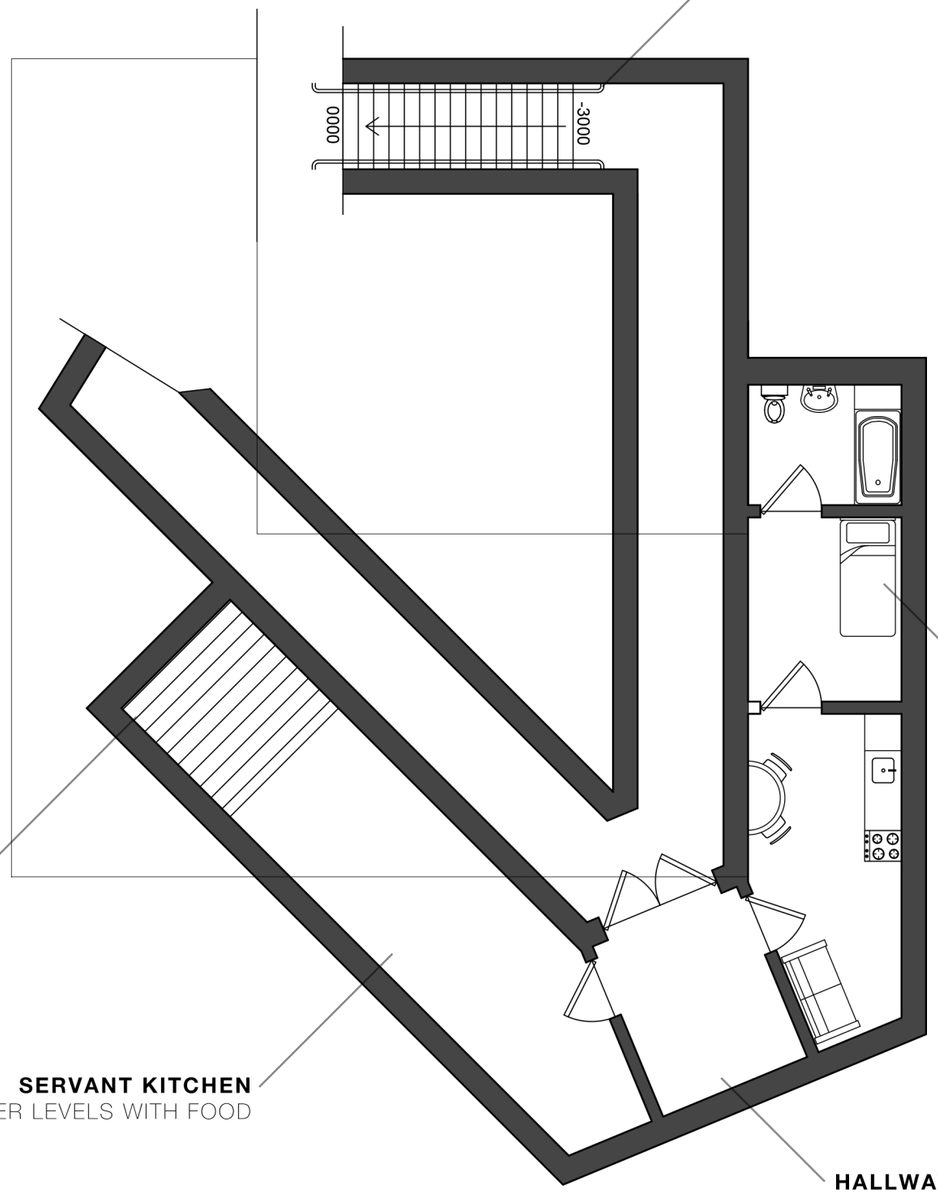

HANDRAILS
FITTED TO EVERY STAIRCASE ACCORDING TO PART M REGULATIONS

STAFF FLAT
INTENTIONALLY SMALL AND BASIC

ELEVATOR TO -3F
PURPOSE: TO CARRY FOOD BETWEEN LEVELS QUICKLY

SERVANT KITCHEN
PURPOSE: TO SERVE LOWER LEVELS WITH FOOD

HALLWAY
PURPOSE: TO DISTINGUISH BETWEEN LIVING AND WORKING AREAS

N

-1F PLAN: STAFF QUARTERS [1:100]
NUMBERS INDICATE HEIGHT RELATIVE TO GROUND LEVEL [MM]

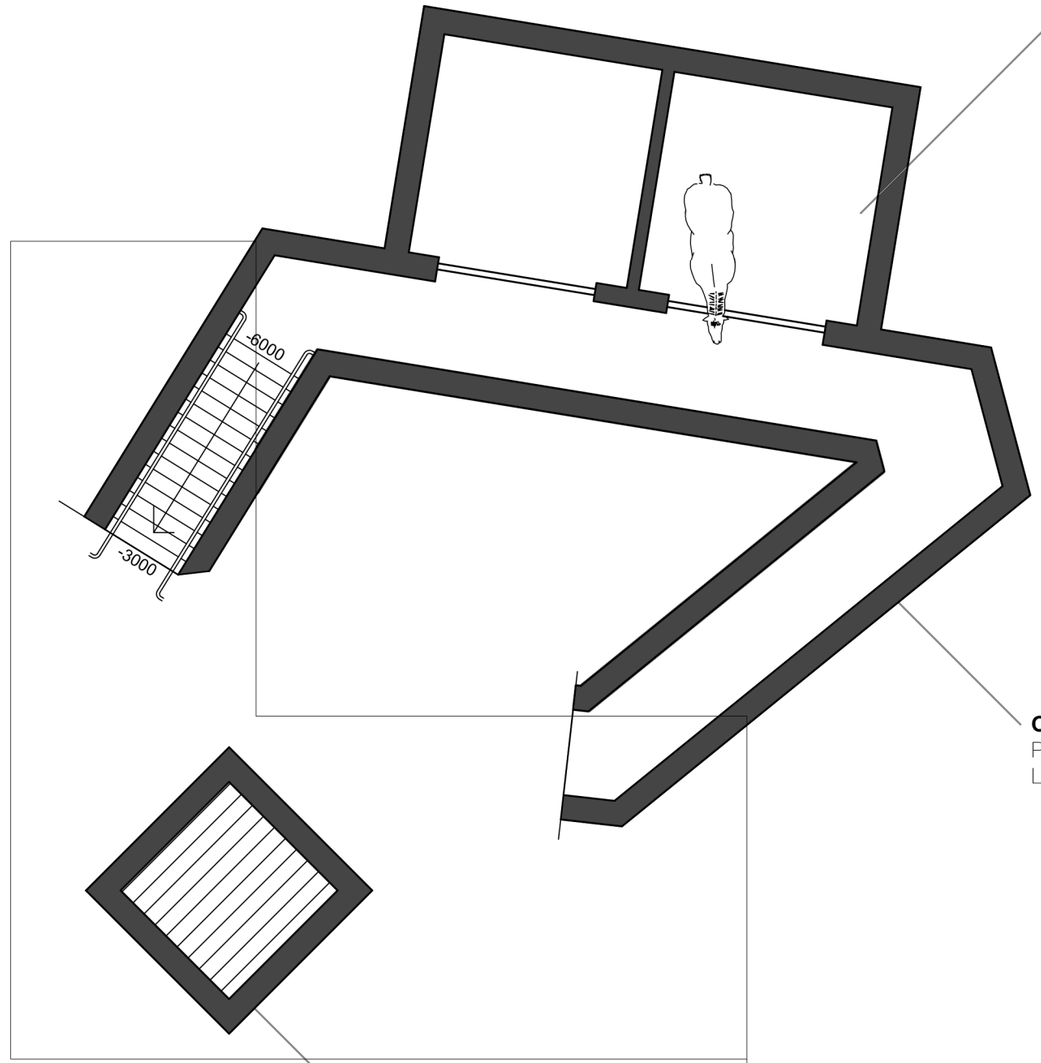

STABLE
NARRATIVE LINK, HORSE FOR ILLUSTRATION.

CASCADING LAYOUT
PURPOSE: TO CARRY PERSONS AROUND THE BUILDING LONGWINDEDLY. INTIMIDATION. REPRESENTS A SERPENT

ELEVATOR SHAFT
DOES NOT STOP AT THIS FLOOR

N

-2F PLAN: STABLE [1:100]
NUMBERS INDICATE HEIGHT RELATIVE TO GROUND LEVEL [MM]

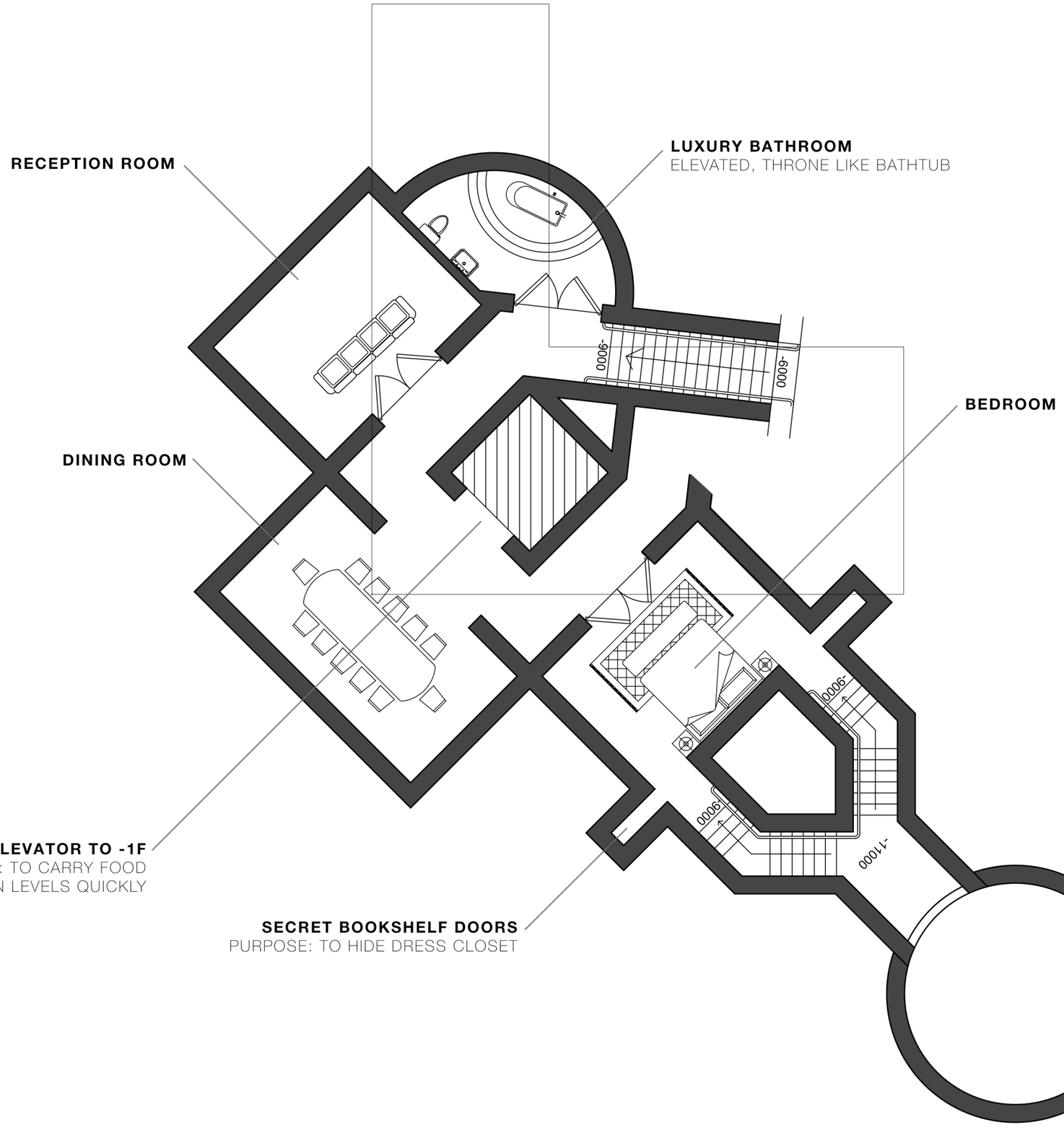

RECEPTION ROOM

LUXURY BATHROOM
ELEVATED, THRONE LIKE BATHTUB

BEDROOM

DINING ROOM

ELEVATOR TO -1F
PURPOSE: TO CARRY FOOD BETWEEN LEVELS QUICKLY

SECRET BOOKSHELF DOORS
PURPOSE: TO HIDE DRESS CLOSET

SINGLE DRESS CLOSET
PURPOSE: TO HOUSE SERPENTINE'S ONLY PIECE OF CLOTHING, THE WEDDING DRESS.

N

-3F PLAN: SERPENTINE'S QUARTERS [1:100]
NUMBERS INDICATE HEIGHT RELATIVE TO GROUND LEVEL [MM]

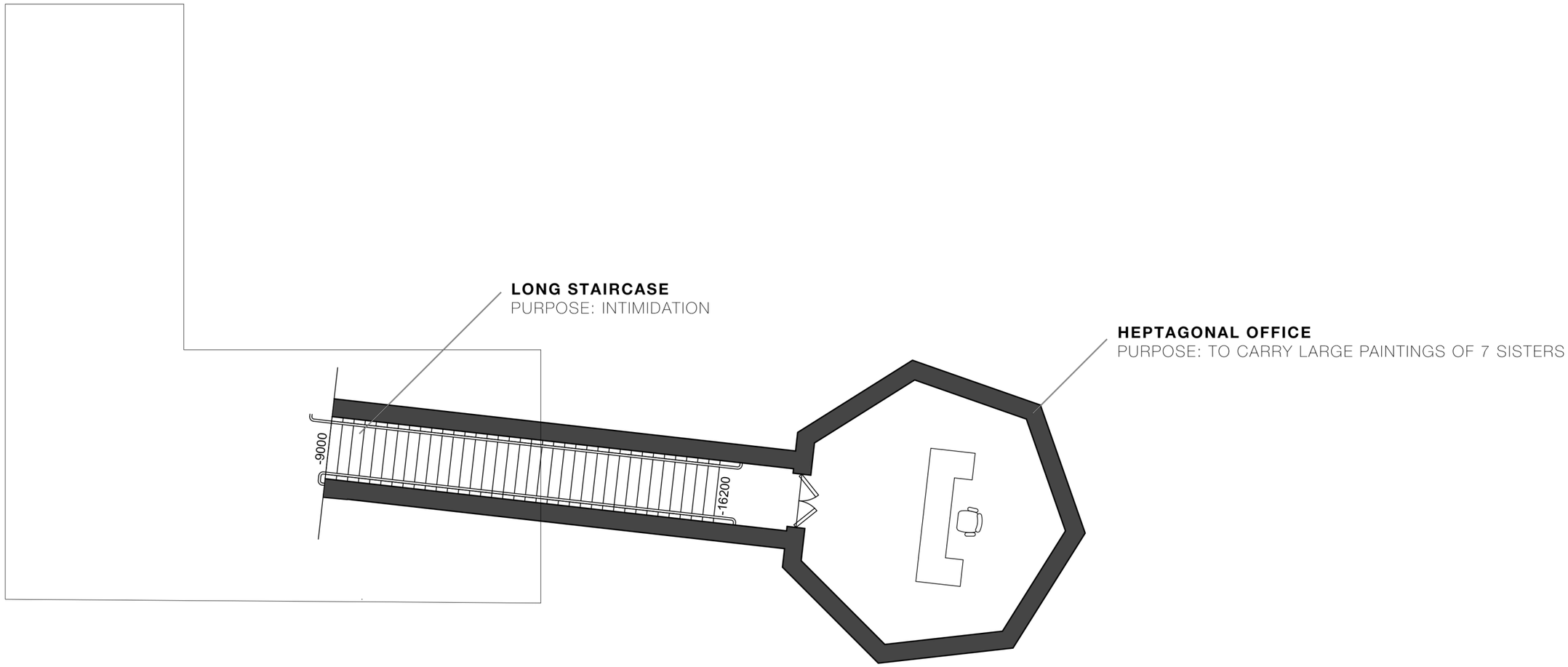

N

-4F PLAN: STUDY [1:100]
NUMBERS INDICATE HEIGHT RELATIVE TO GROUND LEVEL [MM]

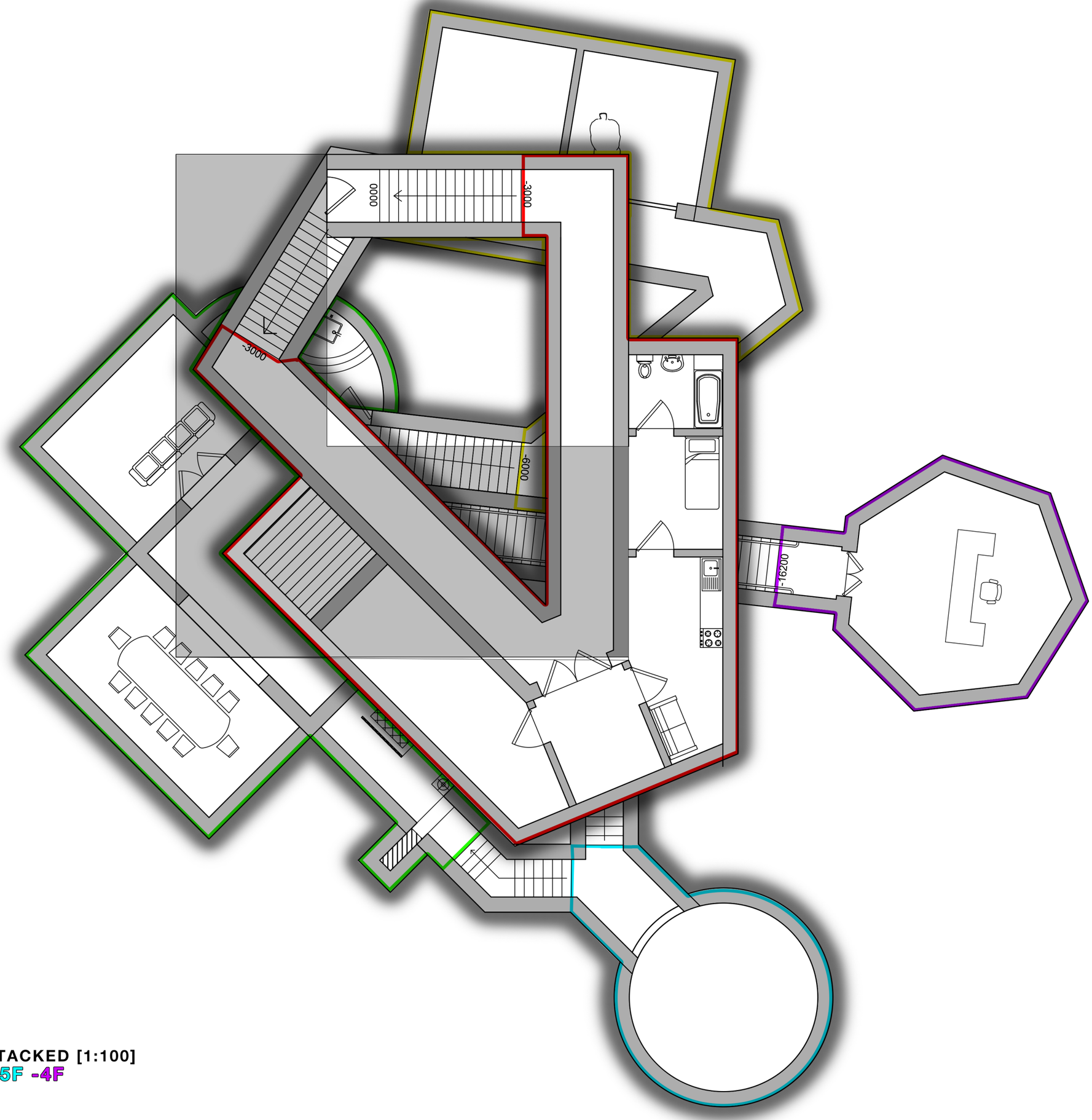

BASEMENT PLANS STACKED [1:100]

-1F -2F -3F -3.5F -4F

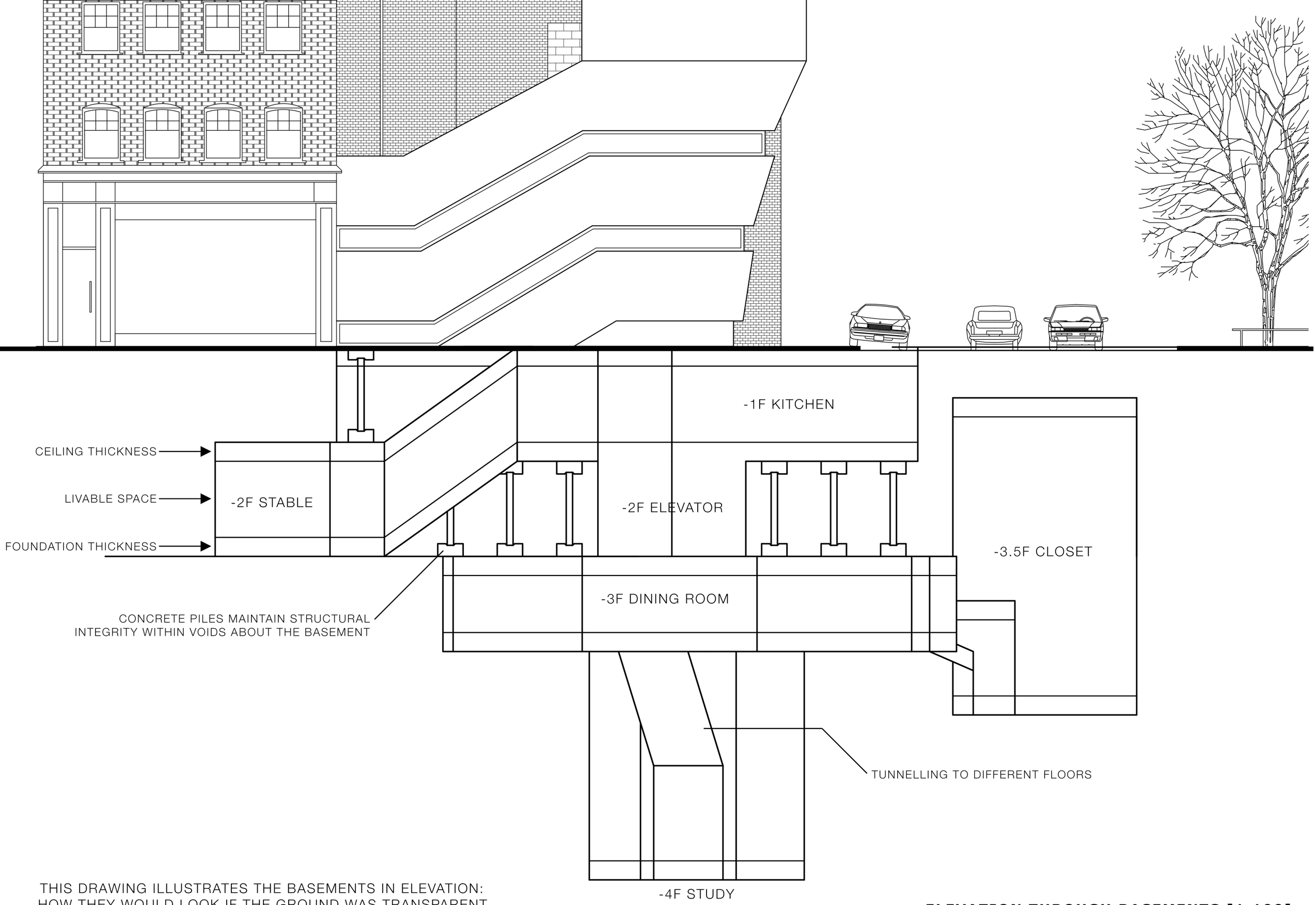

THIS DRAWING ILLUSTRATES THE BASEMENTS IN ELEVATION:
HOW THEY WOULD LOOK IF THE GROUND WAS TRANSPARENT.

ELEVATION THROUGH BASEMENTS [1:100]

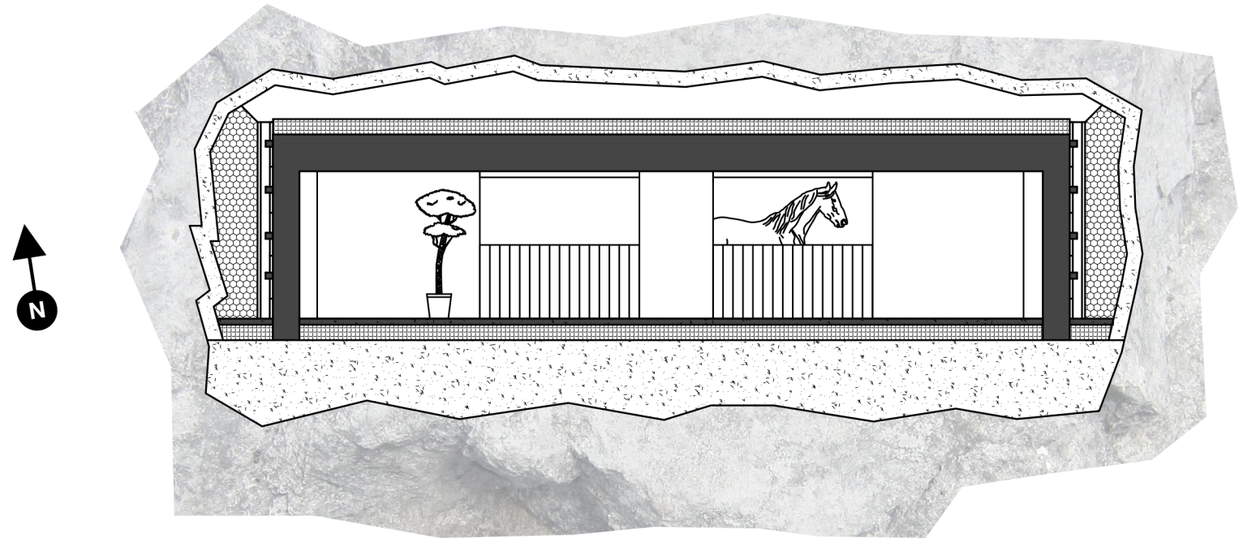

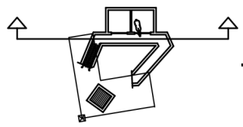

-2F SECTION: STABLE [1:100]

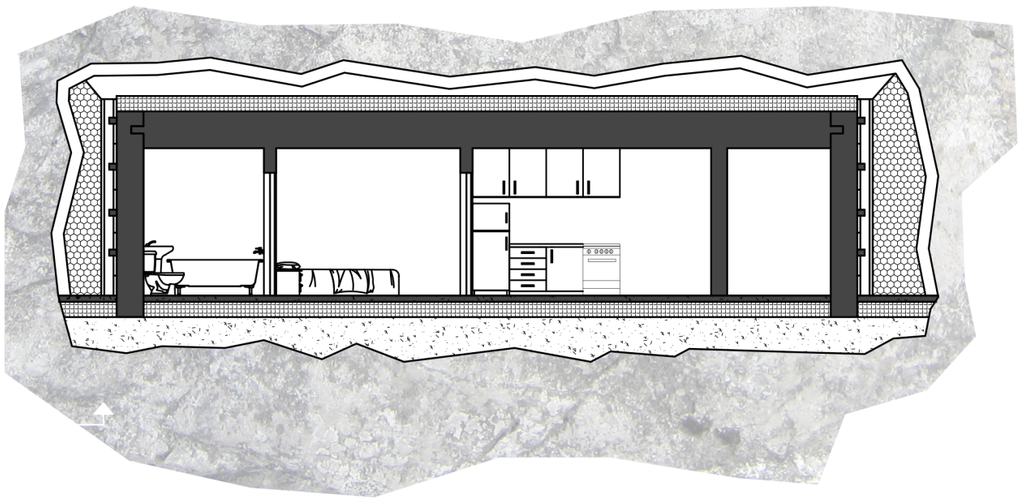

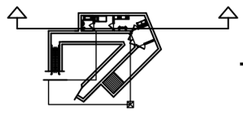

-1F SECTION: STAFF QUARTERS [1:100]

-1F & -2F SECTION



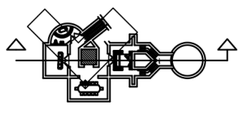

-3F SECTION: SERPENTINE'S QUARTERS[1:100]



N

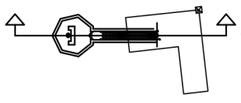

-4F SECTION: SERPENTINE'S STUDY [1:100]













1:200 MODEL SHOWING ARRANGEMENT OF BASEMENTS

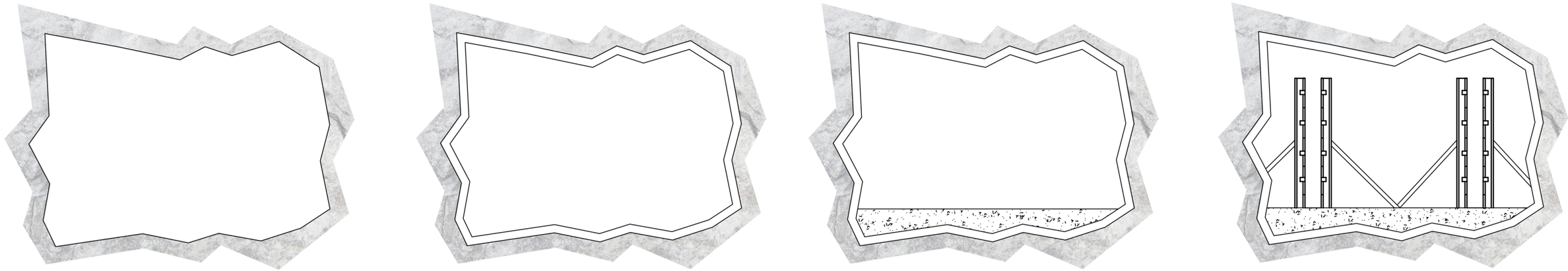

1: TUNNEL SPACES → **2: SPRAY CONCRETE**
FOR INITIAL STRUCTURAL STABILITY
→ **3: POUR CONCRETE** → **4: BUILD TIMBER IN-SITUE FRAMES**
SUPPORT WITH EXTRA BEAMS

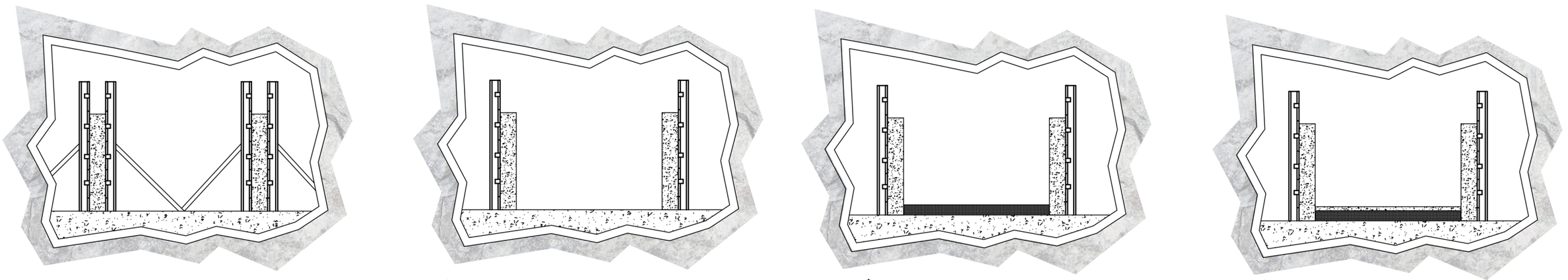

5: POUR CONCRETE → **6: REMOVE INTERIOR FRAMES** → **7: LAY RIGID INSULATION**
IN AMOUNGST CROSS FRAME
→ **8: POUR CONCRETE FLOOR**

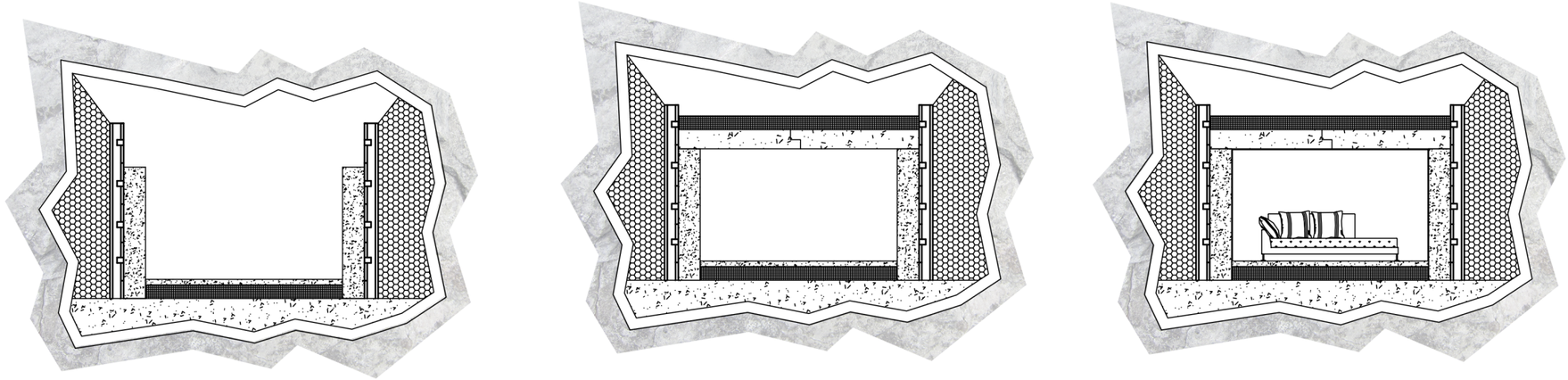

9: SPRAY EXPANDING INSULATION → **10: INSERT PREFAB CEILING** → **11: FURNISH!**

THE BASEMENTS OF THIS BUILDING EXTEND FAR BEYOND THE CONVENTIONAL LIMITS OF THE SITE. IN ORDER TO ACHIEVE THIS, TUNNELING NEEDS TO BE USED TO CREATE THE SAPCES, THEN STRUCTURAL SUPPORT IS ADDED AFTERWARDS USING A VARIETY OF CONCRETES AND INSULATION

EXAMPLE CONSTRUCTION STEPS [1:100]

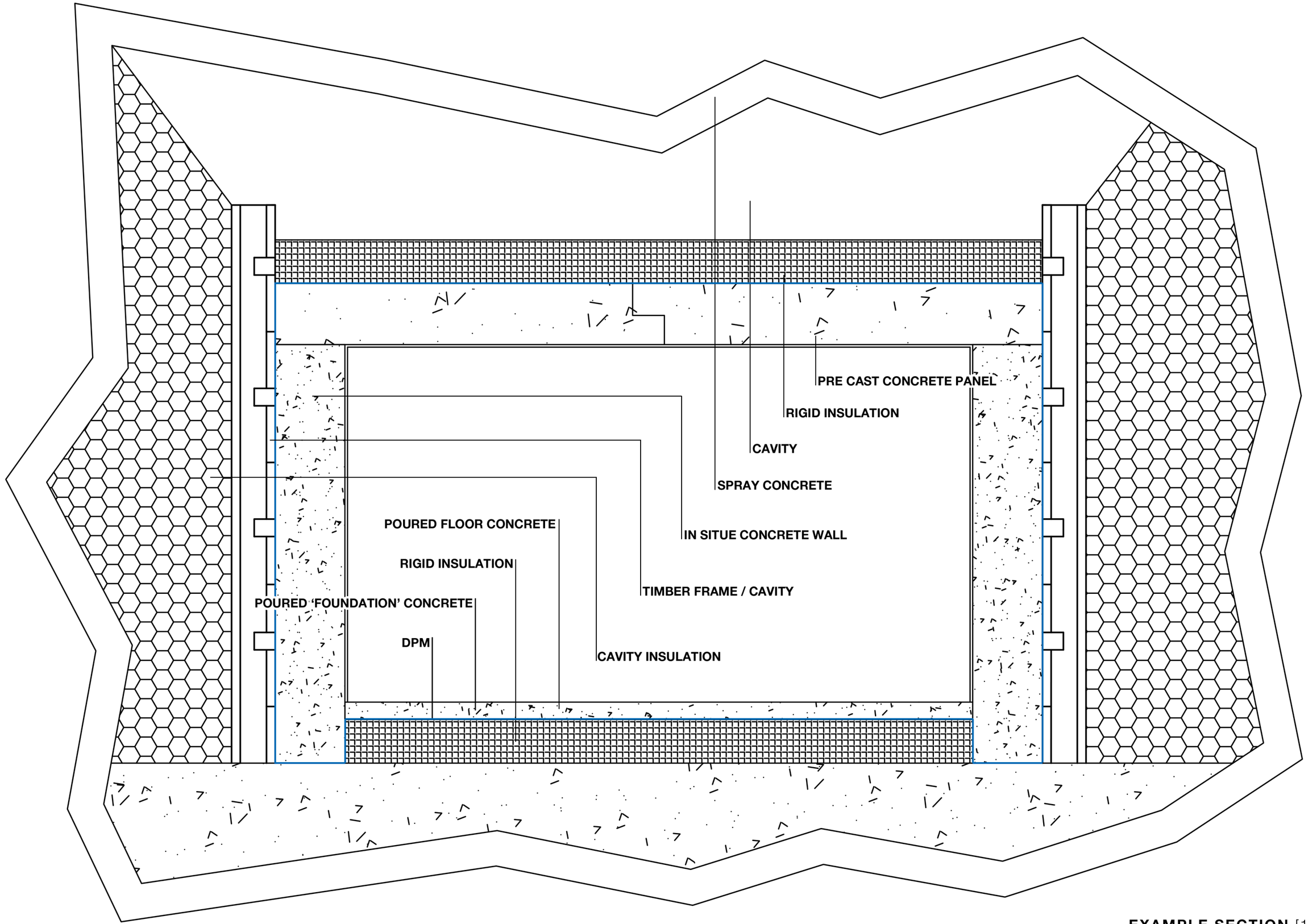

EXAMPLE SECTION [1:20]

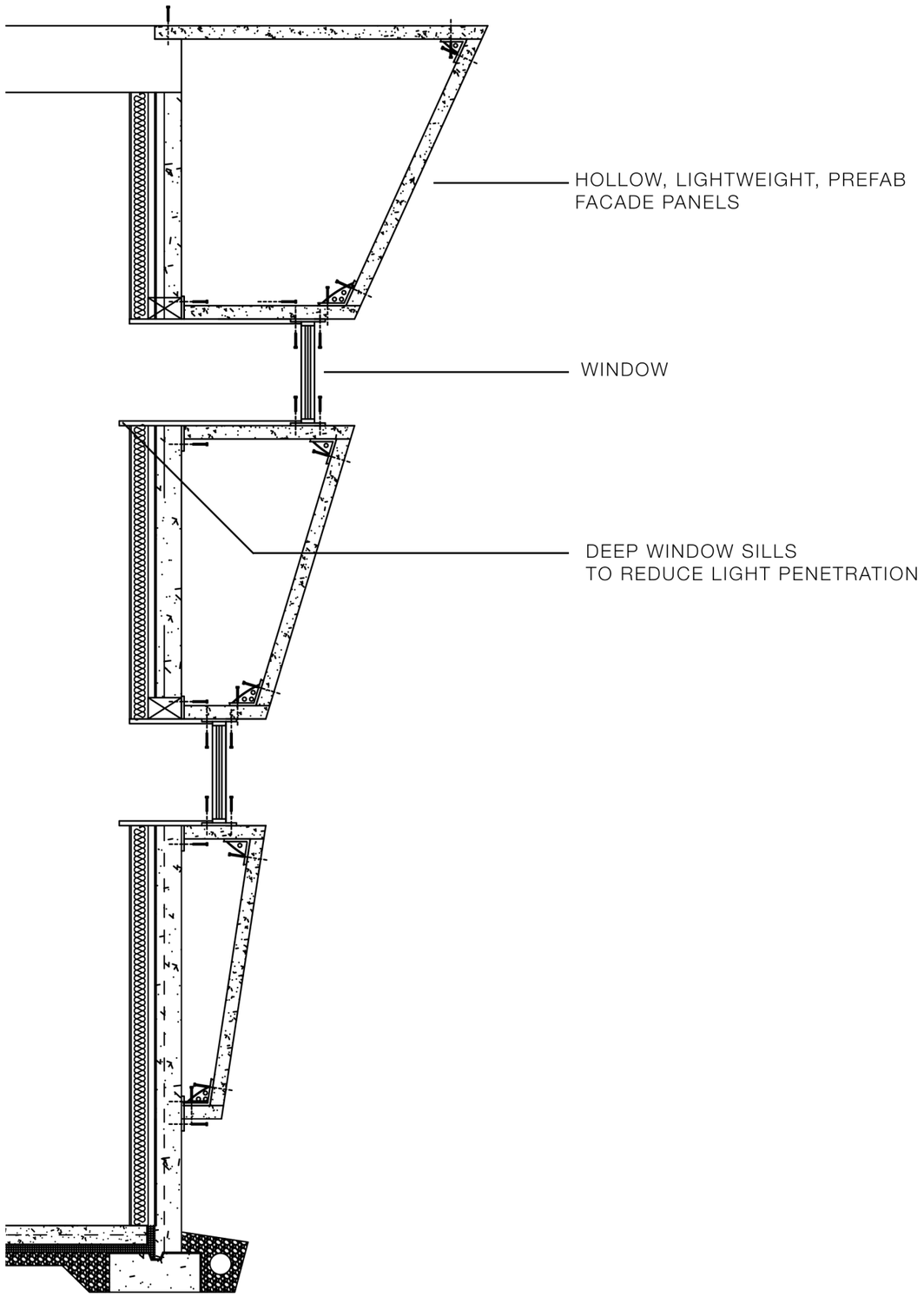

FACADE SECTION [1:40]

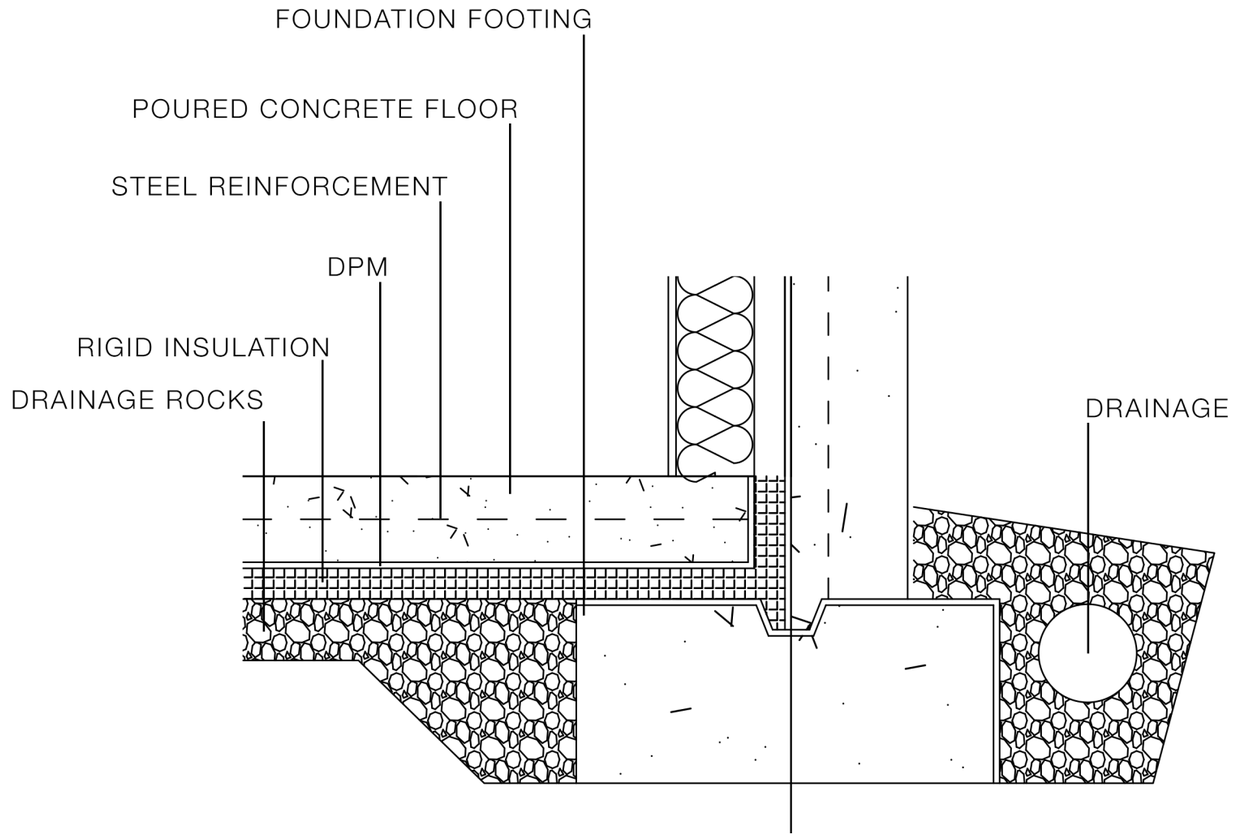

WALL / FOUNDATION JOIN [1:20]

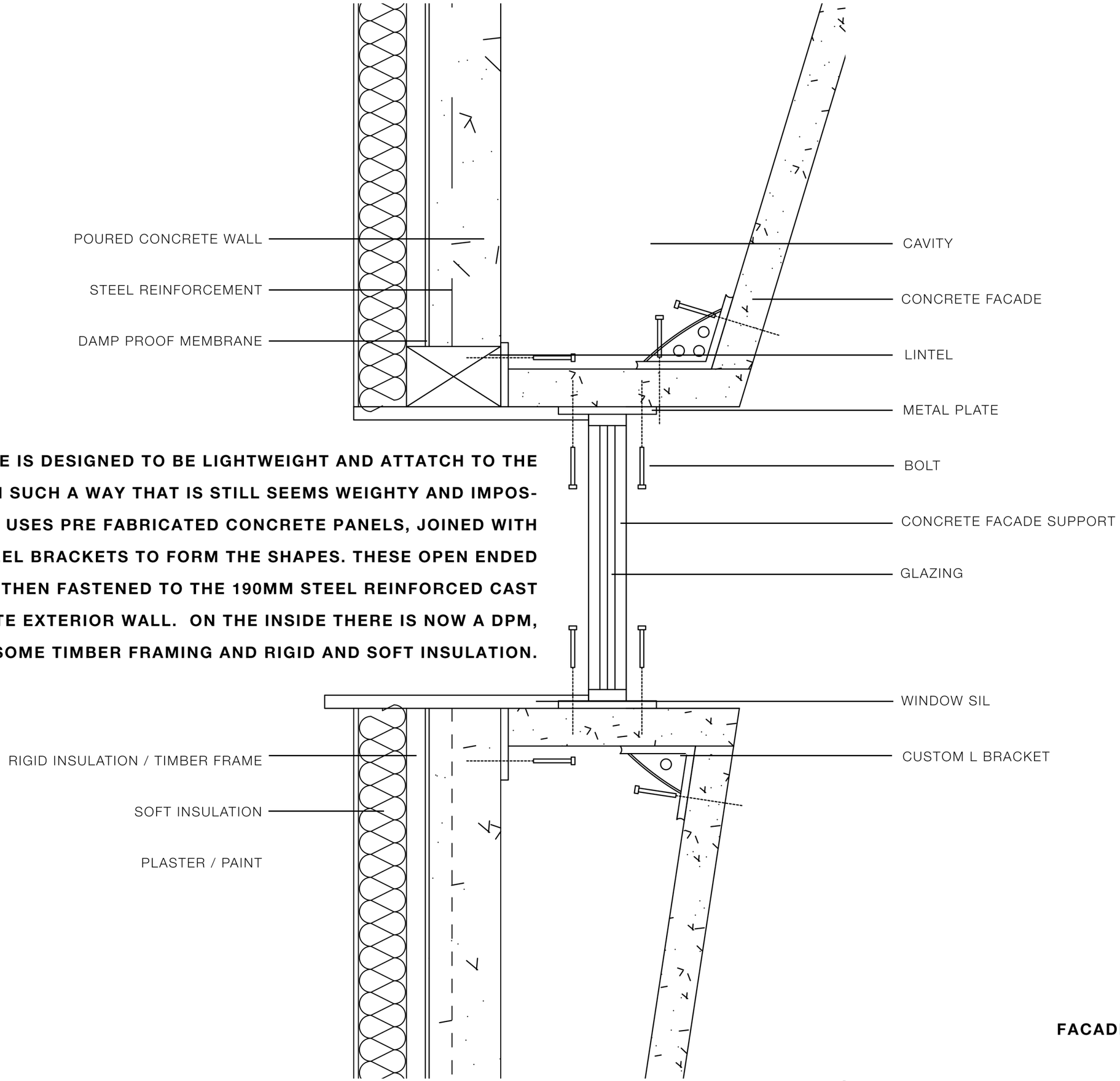

THE FACADE IS DESIGNED TO BE LIGHTWEIGHT AND ATTATCH TO THE BUILDING IN SUCH A WAY THAT IS STILL SEEMS WEIGHTY AND IMPOSING. IT USES PRE FABRICATED CONCRETE PANELS, JOINED WITH CUSTOM STEEL BRACKETS TO FORM THE SHAPES. THESE OPEN ENDED SHAPES ARE THEN FASTENED TO THE 190MM STEEL REINFORCED CAST CONCRETE EXTERIOR WALL. ON THE INSIDE THERE IS NOW A DPM, SOME TIMBER FRAMING AND RIGID AND SOFT INSULATION.

FACADE DETAIL [1:20]



FINAL EXTERIOR RENDER

MAXON
CINEMA4D



FIRST 3D MODEL

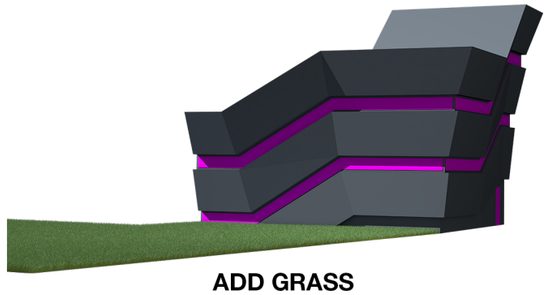

ADD GRASS



FIRST TEXTURES [CONCRETE]

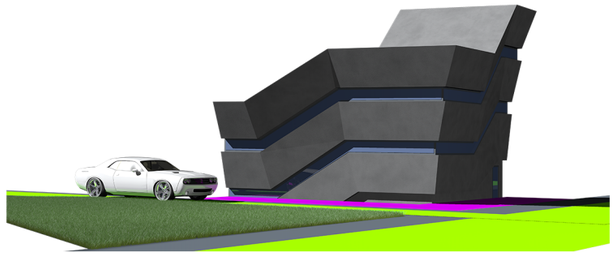

ADD CAR, ALIGN GROUND



...



ADD FINAL TEXTURES



ADJUST LIGHTING



ADD DRAINAGE DETAIL

Ps
ADOBE
PHOTOSHOP



BASE PHOTO



ADD GRASS



TIDY UP EDGES



ADD SKY



ADD PAVEMENTS & ROADS



FIX NEIGHBOURING GARAGES



ADD IVY & GRAFFITI



FINAL TOUCHES [TEXTURE OVERLAYS]

VISUAL DEVELOPMENT: EXTERIOR

SHOP RENDER: STACKS OF STUFF



STAIRWELL RENDER: INTIMIDATION



BATHROOM RENDER: A TOUCH OF CLASS

DISPLAYBOARD EVOLUTION 2015 - PRESENT WILLIAM DOBIE



2015



EARLY 2016



MID 2016

1ST YEAR

2ND YEAR



LATE 2016



EARLY 2017



MID 2017



LATEST

SECTIONTHREE

INTEGRATEDDESIGN

ARC2001MCURRICULUM-VITAE

IMAGE: TWO YEARS OF CRIT BOARDS

DOCUMENTS
1: CURRICULUM VITAE
WILLIAM DOBIE

SECTION**FOUR**

DESIGN*AND***SOCIETY**

ARC2001M**GROUPWORK**

IMAGE: UNIVERSITY OF LINCOLN PRIVATE-PUBLIC CAMPUS

DOCUMENTS

1: SINCIL BANK: HOUSING STRUCTURES

WILLIAM DOBIE, LUKE PARKHUSRT, ELLIOT FOSTER, MICHAELLA LOPEZ

2: PRIVATE AND PUBLIC REALM: UNIVERSITIES

MALENE RIISE, LAUREN JONES, DEMI MCCOID, WILLIAM DOBIE, LUKE ASPEY

PRIVATE PUBLIC PRESENTATION



CAMPUS HISTORY



PRIVATE & PUBLIC UNIVERSITIES

TUITION FEES IN THE UK & JAPAN

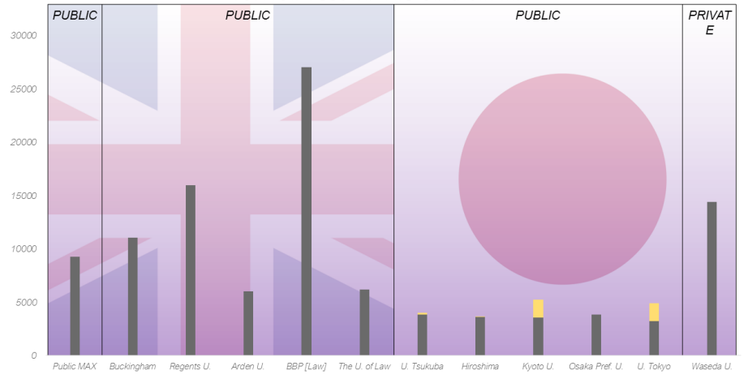



SU PROTEST [LINCOLN 2017]

FREEDOM OF SPEECH

GREEK CIVIL WAR [1949]





UNIVERSITY ASYLUM - GREEK JUNTA INVASION [NOV 17 1973]

SECURITY & GUN LAWS





"YOU CAN'T BUILD PEACE WITHOUT A PIECE"



"RID THE PIECE, KEEP THE PEACE"

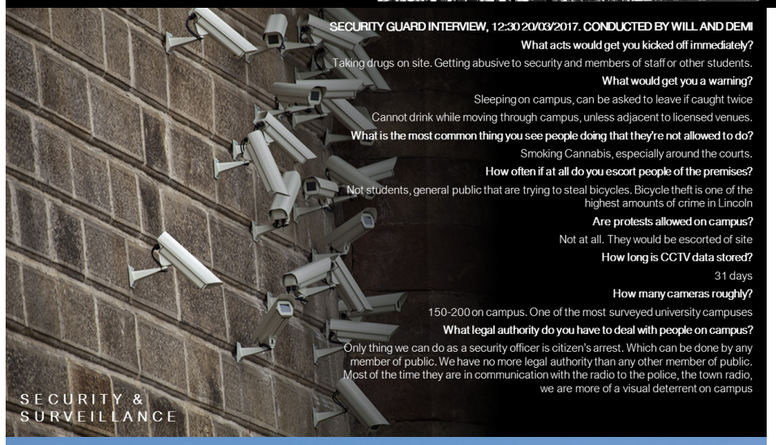

LOCATION WITHIN CITY

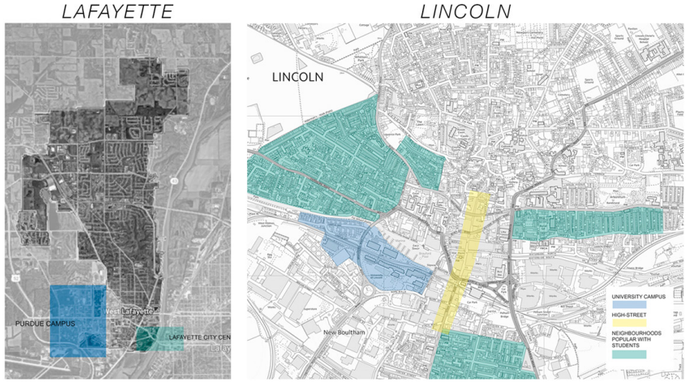





Social Capital

Connections between people in a community

Ranges from short convocations to social events and leisure activities

Contributes towards sense of community



How is Social Capital Influenced?

Context	Life cycle needs
Movement structure	Ownership and Personalisation
Local facilities	Lifestyle differences
Mixed use	Public space
Mixed tenure	Natural surveillance

SINCIL BANK PRESENTATION

Context

Industrial Past

Housing built around industry

Industry shut down



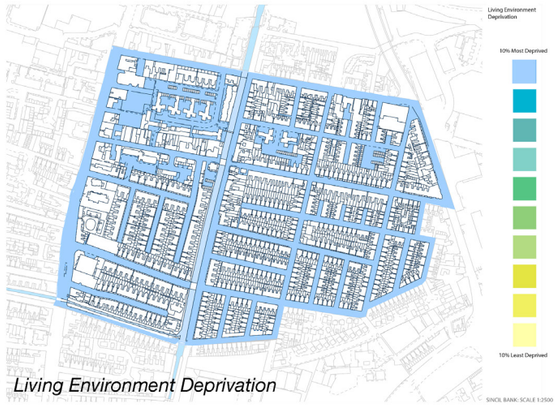

Context ***Living Environment Deprivation***



Life Cycle Needs

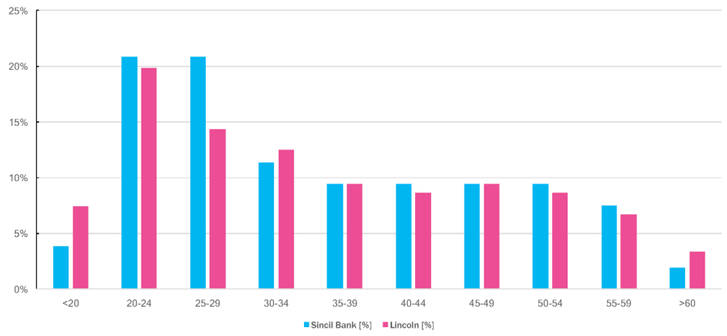

Population Make Up for Sincil Bank & Lincoln

Questionnaire Results



Ownership

Lack of ownership contributes towards neglect and antisocial behavior.

No sense of territorial responsibility.

Blinds Shut to increase privacy, but reduces natural surveillance



Personalisation

If there was more public space there would be higher social capital.

More public space = More interaction between members of the community.

Only public space in the area we looked at promotes antisocial behaviour because its not well maintained.

Public & Private Land

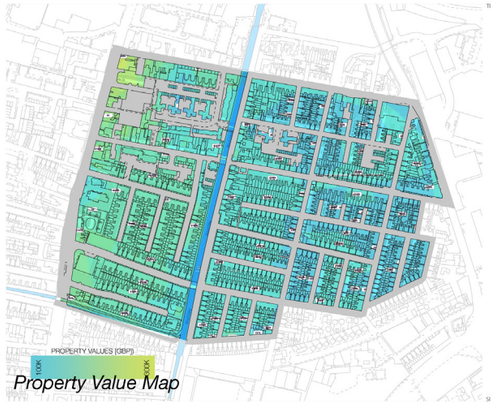

Mixed Tenure ***Property Value Map***

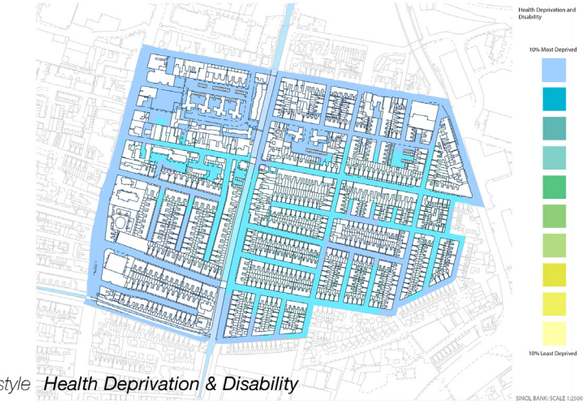

Lifestyle ***Health Deprivation & Disability***

Natural Surveillance

...limits the opportunity for crime by taking steps to increase the perception that people can be seen.



Conclusion

Where does Sincil Bank have potential?

- ***Movement Structure***
- ***Access***
- ***Footpaths***
- ***Natural Surveillance***
- ***Local Facillities***
- ***Mixed Use***
- ***Life Cycle Needs***
- ***Public Space***
- ***Context***
- ***Ownership***
- ***Personalisation***
- ***Mixed Tenure***
- ***Lifestyle Differences***

SECTION**FOUR**

DESIGNAND**SOCIETY**

ARC2001M**ESSAY**

IMAGE: GRANARY SQUARE, KINGS CROSS
SRC: GOO.GL/E4LZ1H

DOCUMENTS

1: THE IMPACT OF PRIVATISATION OF PUBLIC SPACE ON SOCIETY IN LONDON AND THE REST OF THE UNITED KINGDOM

WILLIAM DOBIE